

Boise State University 10th Day Enrollment Profile Spring 2010

Overall Enrollment

Total Enrollment

	Number
Total Students	18,520
Total Credit Hours	206,808
Total FTE	14,026

Career (varies from SBOE definition of these categories)

	Number	Percent
Undergraduate	16,065	86.7%
Graduate	2,455	13.3%

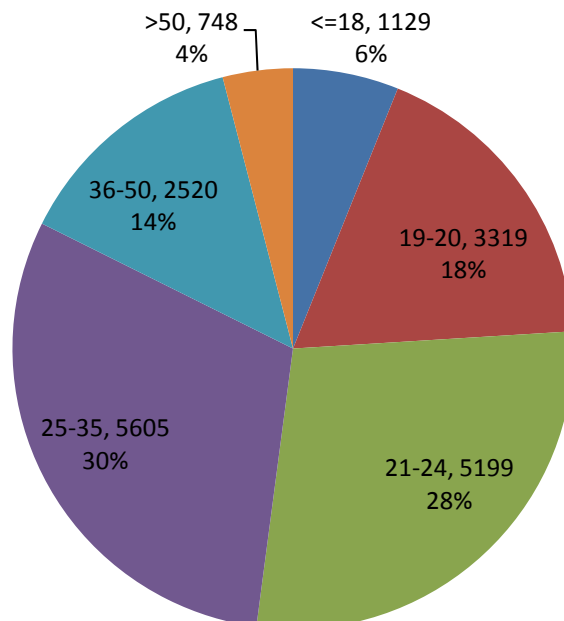
Gender

	Number	Percent
Female	9,996	54.0%
Male	8,383	45.3%
Undeclared	141	0.7%

Average Age

Group	Average Age
Undergraduate	26.1
Graduate	36.7
<i>Total Average Age</i>	27.5

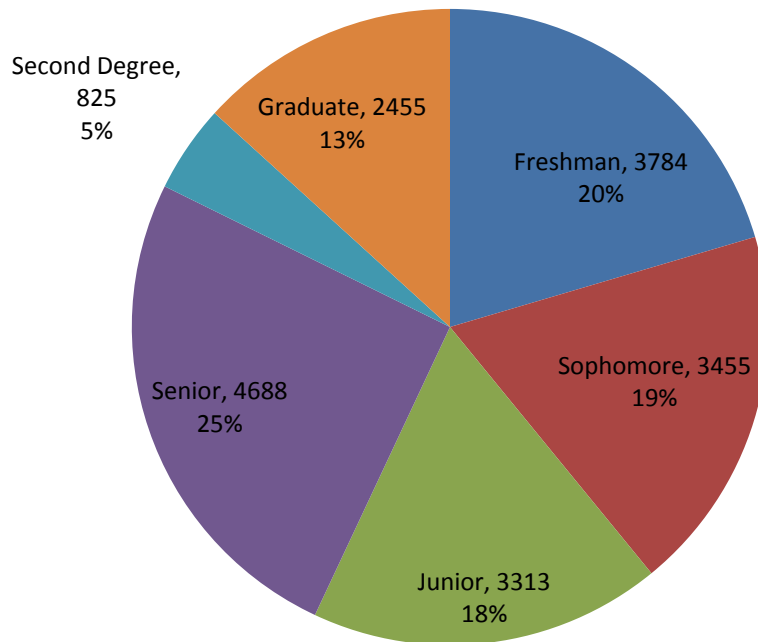
Age Distribution



Degree vs. Nondegree Seeking

	Number	Percent
Undergraduate Degree Seeking	15,356	82.9%
Undergraduate Nondegree Seeking	709	3.8%
Graduate Degree Seeking	1,903	10.3%
Graduate Nondegree Seeking	552	3.0%

Class Level



Ethnicity

	Number	Percent
White	14,950	80.7%
Hispanic	1,104	6.0%
Asian American	644	3.5%
Black/African American	345	1.9%
Native American	209	1.1%
Pacific Islander	73	0.4%
Did Not Respond	1,195	6.4%

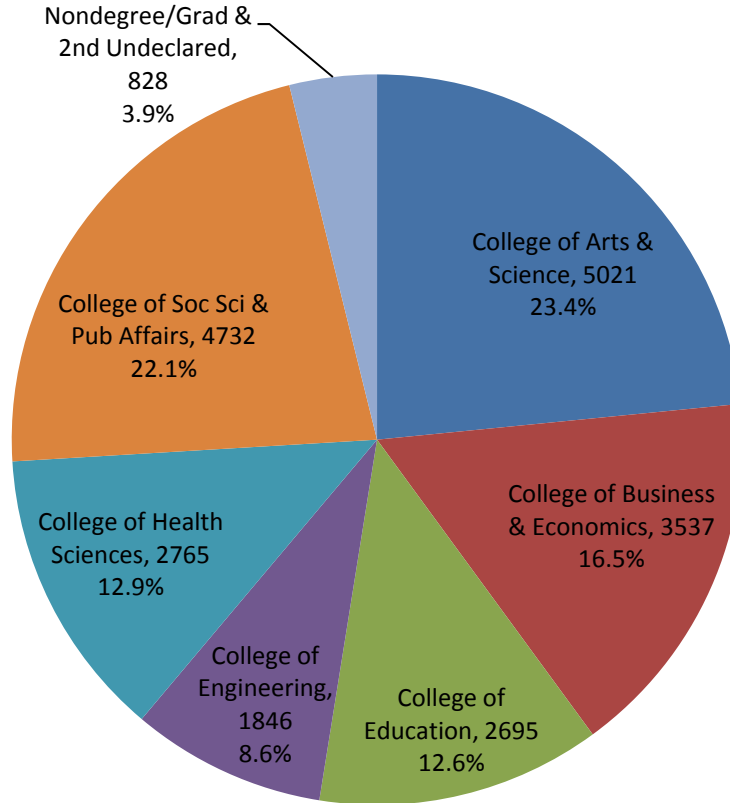
Citizenship

	Number	Percent
US Citizen	17,741	95.8%
Permanent Resident	427	2.3%
International	352	1.9%

Idaho Resident/Nonresident (based on official residency classification)

	Number	Percent
Resident	16,086	86.9%
Nonresident	2,434	13.1%

College



Top States (from original permanent address)

	Number	Percent
Idaho	15,359	82.93%
California	504	2.72%
Washington	436	2.35%
Oregon	427	2.31%
Nevada	187	1.01%
Alaska	102	0.55%
Montana	99	0.53%
Utah	99	0.53%
Colorado	80	0.43%
Wyoming	74	0.40%
Texas	69	0.37%
Arizona	64	0.36%
Total US States Represented	50	

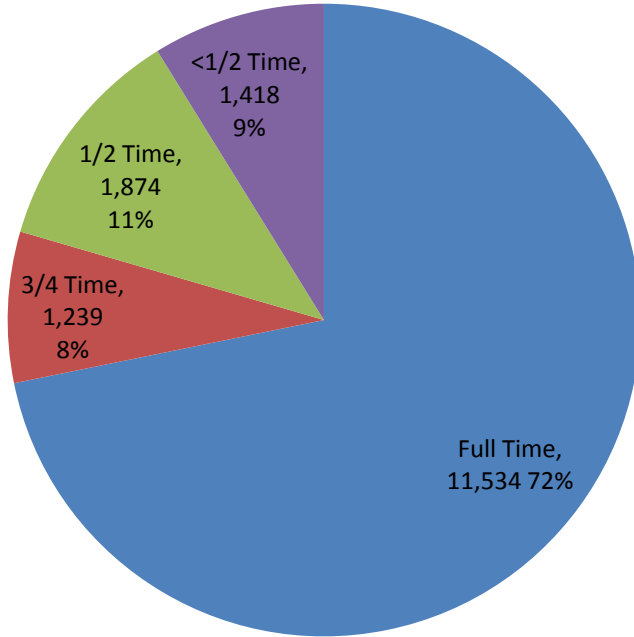
Top Countries (from original permanent address)

	Number	Percent
United States	18,199	98.27%
India	31	0.17%
Canada	30	0.16%
Saudi Arabia	25	0.13%
Japan	22	0.12%
China	16	0.09%
Korea, Republic of	11	0.05%
Germany	10	0.05%
<i>Total Countries Represented</i>	65	

Top Cities (from original permanent address)

	Number	Percent
Boise	7,254	39.17%
Meridian	1,508	8.14%
Nampa	1,169	6.31%
Eagle	599	3.23%
Caldwell	513	2.77%
Mountain Home	401	2.17%
Idaho Falls	321	1.73%
Kuna	312	1.68%
Twin Falls	294	1.59%
Emmett	178	0.96%
Pocatello	154	0.83%
Star	126	0.68%
Coeur d'Alene	112	0.60%
Middleton	100	0.54%
Jerome	91	0.49%
Burley	73	0.39%
Hailey	72	0.39%
Parma	68	0.37%
Post Falls	64	0.35%
Fruitland	60	0.32%
Payette	60	0.32%
McCall	57	0.31%
Sandpoint	57	0.31%
Weiser	55	0.30%
Buhl	53	0.29%
Garden City	50	0.27%
Lewiston	50	0.27%
Wilder	50	0.27%

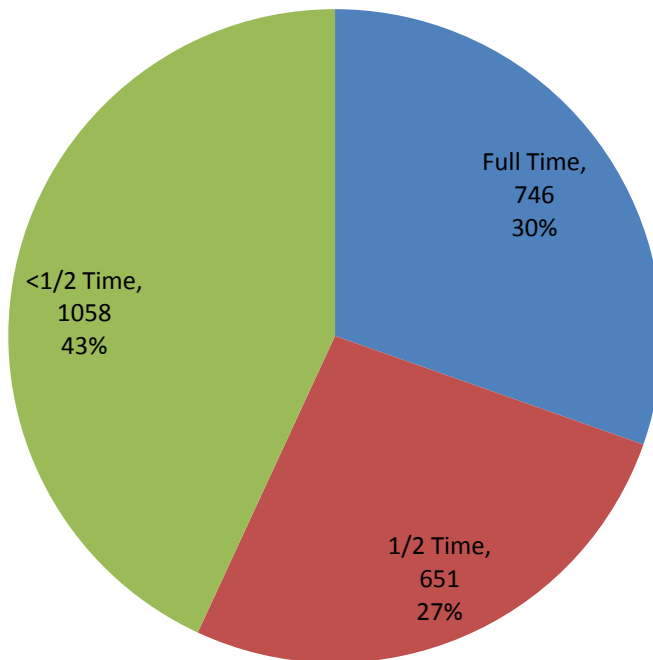
Credit Load - Undergraduate



Undergraduate Enrollment Status

Full Time:	12+
3/4 Time:	9 to 11
1/2 Time:	6 to 8
< 1/2 Time:	5 or less

Credit Load - Graduate



Graduate Enrollment Status

Full Time:	9+
1/2 Time:	5 to 8
< 1/2 Time:	4 or less

Headcount at Campus Location (duplicative)

	Number
Boise	16,364
Electronic Campus	4,934
Gowen Field	902
Columbia High School	894
Twin Falls	155
Mountain Home AFB	122
Micron	110
Mountain Home High School	82
Other	744

Credits Generated at Campus Location

	Number	Percent
Boise	174,953	84.6%
Electronic Campus	19,935	9.6%
Columbia High School	3,639	1.8%
Gowen Field	3,221	1.6%
Twin Falls	1,175	0.6%
Mountain Home AFB	556	0.3%
Micron	400	0.2%
Canyon County Center	368	0.2%
Lewiston	315	0.2%
Coeur d'Alene	283	0.1%
Mountain Home High School	272	0.1%
Other	1,691	0.8%