



BOISE STATE UNIVERSITY

School of Public Service Public Policy Survey Boise State University

PRESENTED BY:

Corey Cook, Dean of the School of Public Service

Gregory C. Hill, Chair of the Department of Public Policy & Administration

Justin S. Vaughn, Associate Professor of Political Science

PROJECT DETAILS

Conducted January 11-15, 2016

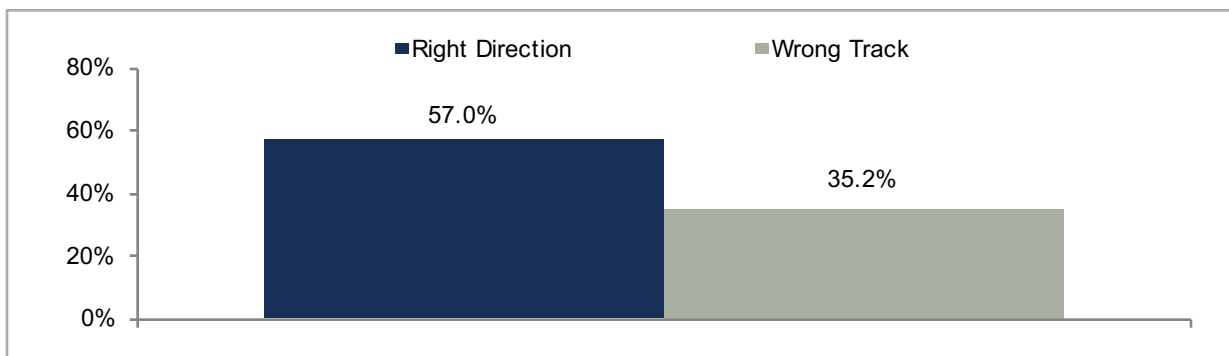
N = 1,000 Idaho Adults

Margin of Error: +/-3.10%



DIRECTION OF IDAHO

Do you think things in Idaho are generally headed in the right direction, or do you feel that things are off on the wrong track?



	Over All	Age					Gender	
		18-29	30-44	45-54	55-64	65+	M	F
Right Direction	57.0	56.4	57.9	55.4	51.6	63.3	59.0	55.1
Wrong Track	35.2	33.5	35.1	36.6	42.2	29.6	33.4	37.0
Net Difference	+21.8	+22.9	+22.8	+18.9	+9.3	+33.7	+25.6	+18.1

	Over All	Area						Party		
		Boise MM	Ada	Canyon	ID Falls Mkt	Spokane MM	Twin Falls MM	Dem	Indy	GOP
Right Direction	57.0	54.7	50.8	61.0	60.1	54.8	64.4	34.5	50.1	75.5
Wrong Track	35.2	36.4	38.6	32.2	33.9	35.9	32.9	55.2	41.1	19.9
Net Difference	+21.8	+18.3	+12.1	+28.8	+26.2	+18.9	+31.5	-20.7	+9.0	+55.6



MOST IMPORTANT ISSUE FACING IDAHO

What is the most important issue facing Idaho today?

	Overall
Education/school funding	28.2
Economy	9.8
Jobs/unemployment	6.8
Healthcare/Obamacare	4.4
Immigration/the refugees	3.4
Low wages/income inequality	3.0
Our current governor/government control	2.9
Gun control	2.8
Water/lack of water	2.1
Don't know/Refused	13.9

A red bracket groups the 'Economy' (9.8) and 'Jobs/unemployment' (6.8) rows, with a red arrow pointing to a value of 16.6.



TOP PRIORITIES FOR THE IDAHO LEGISLATURE

Which of the following do you think should be the top priority of the Idaho State Legislature?
And from the same list, which should be the second highest priority of the Idaho State Legislature?

Issue	1 st Priority	2 nd Priority	Total
Education	39.5	18.0	57.5
The Economy	12.8	15.1	27.9
Jobs and Unemployment	13.0	14.5	27.5
Healthcare	10.3	14.4	24.7
Natural Resources (farming, mining, energy)	6.4	10.6	17.0
Immigration	6.3	7.5	13.8
Social issues (abortion, gay marriage)	5.2	6.9	12.1
The environment	2.9	7.1	10.0
Transportation	2.1	3.2	5.3
DK/Refused	1.5	2.7	4.2

} 25.8

} 55.4



TOP PRIORITIES FOR THE IDAHO LEGISLATURE

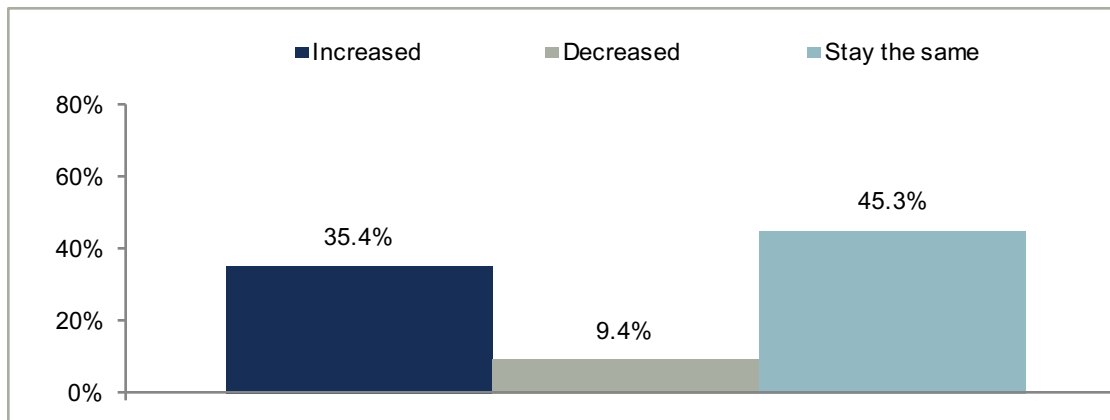
On a scale of 1-10, with 1 being not at all important and 10 being extremely important, how important would you say it is for the Idaho State Legislature to address each of the following issues?

Issue	8-10	4-7	1-3
Education	76.9	14.4	3.2
Jobs and the economy	69.6	25.9	1.8
Healthcare	59.3	29.6	7.2
The environment	42.2	43.1	12.5
Immigration	38.5	37.1	19.5
Transportation	27.9	50.9	18.8



IDAHO STATE BUDGET

Now, moving on to another issue, do you think the Idaho state budget should be increased, should be decreased, or should stay about the same?



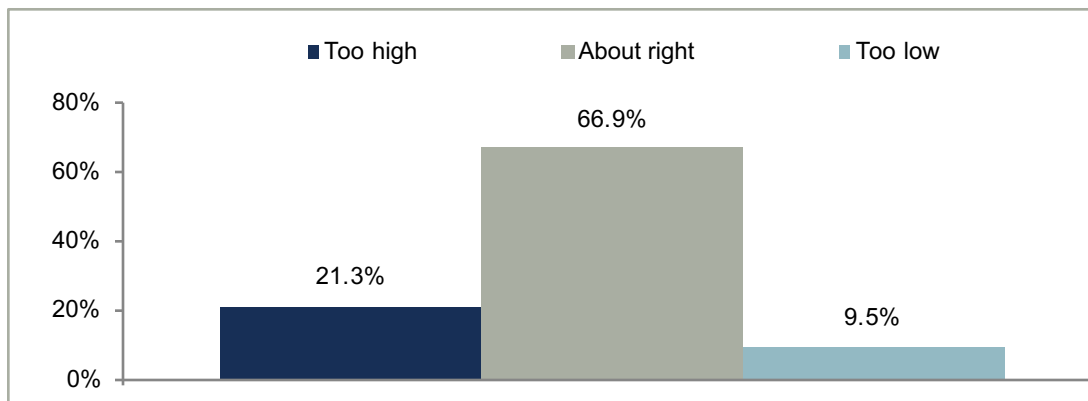
	Over All	Age					Gender	
		18-29	30-44	45-54	55-64	65+	M	F
Increased	35.4	33.1	35.9	37.7	39.1	32.0	34.4	36.4
Decreased	9.4	9.7	11.6	5.7	11.2	7.7	12.9	6.0
Stay the same	45.3	45.3	40.5	48.6	43.5	50.9	45.5	45.1

	Over All	Area						Party		
		Boise MM	Ada	Canyon	ID Falls Mkt	Spokane MM	Twin Falls MM	Dem	Indy	GOP
Increased	35.4	36.6	38.6	36.4	37.8	30.0	37.0	58.0	35.1	26.5
Decreased	9.4	8.4	8.0	8.5	11.6	11.1	4.1	2.3	11.2	10.2
Stay the same	45.3	43.5	40.5	44.9	44.2	48.8	46.6	29.9	43.3	54.6



IDAHO TAXES

In general, would you say that taxes in Idaho are too high, too low or about right?



	Over All	Age					Gender	
		18-29	30-44	45-54	55-64	65+	M	F
Too high	21.3	17.8	20.5	22.9	26.7	20.7	23.5	19.1
About right	66.9	67.8	65.3	68.6	63.4	69.8	63.2	70.6
Too low	9.5	9.7	11.6	8.0	8.7	8.3	11.5	7.6

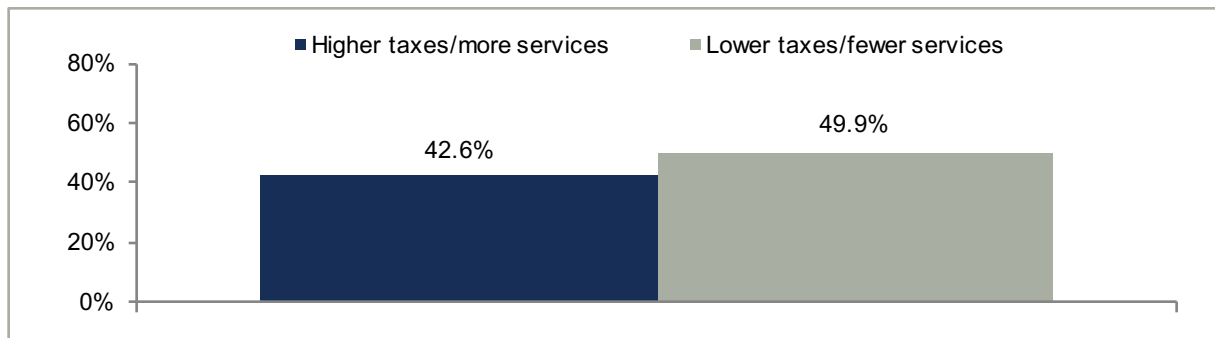
	Over All	Area					Party			
		Boise MM	Ada	Canyon	ID Falls Mkt	Spokane MM	Twin Falls MM	Dem	Indy	GOP
Too high	21.3	22.0	19.7	25.4	22.7	20.3	15.1	12.6	22.7	23.0
About right	66.9	64.0	64.8	66.1	69.1	68.7	71.2	63.2	66.0	71.2
Too low	9.5	11.0	12.5	6.8	6.4	9.2	12.3	20.7	9.6	4.3



ROLE OF GOVERNMENT

Which of the following statements comes closest to your own opinion?

1. I'd rather pay higher taxes and have a state government that provides more services
- OR
2. I'd rather pay lower taxes and have a state government that provides fewer services



	Over All	Age					Gender	
		18-29	30-44	45-54	55-64	65+	M	F
Higher Taxes	42.6	44.5	45.9	37.7	41.6	40.8	37.2	47.9
Lower Taxes	49.9	49.2	47.9	54.3	50.9	48.5	55.9	43.9
Net Difference	-7.3	-4.7	-1.9	-16.6	-9.3	-7.7	-18.7	+4.0

	Over All	Area						Party		
		Boise MM	Ada	Canyon	ID Falls Mkt	Spokane MM	Twin Falls MM	Dem	Indy	GOP
Higher Taxes	42.6	49.6	52.7	45.8	36.5	35.9	38.4	78.2	44.9	25.8
Lower Taxes	49.9	42.5	40.5	44.1	55.8	56.2	57.5	17.8	46.6	67.6
Net Difference	-7.3	+7.1	+12.1	+1.7	-19.3	-20.3	-19.2	+60.3	-1.6	-41.8

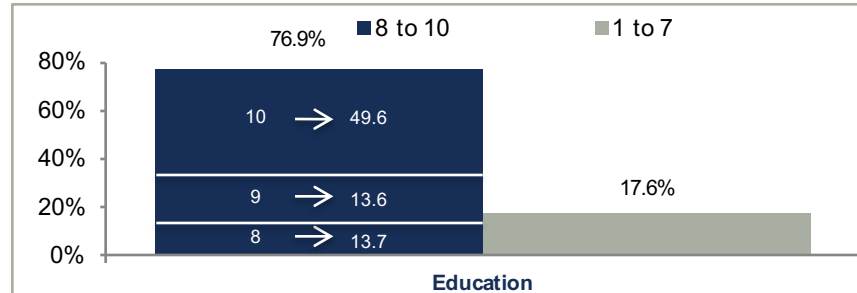


EDUCATION



EDUCATION: OVERVIEW

On a scale of 1-10, with 1 being not at all important and 10 being extremely important, how important would you say it is for the Idaho State Legislature to address each of the following issues?



	Over All	Age					Gender	
		18-29	30-44	45-54	55-64	65+	M	F
8-10	76.9	78.4	80.3	73.7	73.9	75.7	72.6	81.1
4-7	14.4	13.6	11.6	17.7	17.4	13.6	17.9	10.9
1-3	3.2	0.8	1.9	3.4	5.6	5.9	3.8	2.6

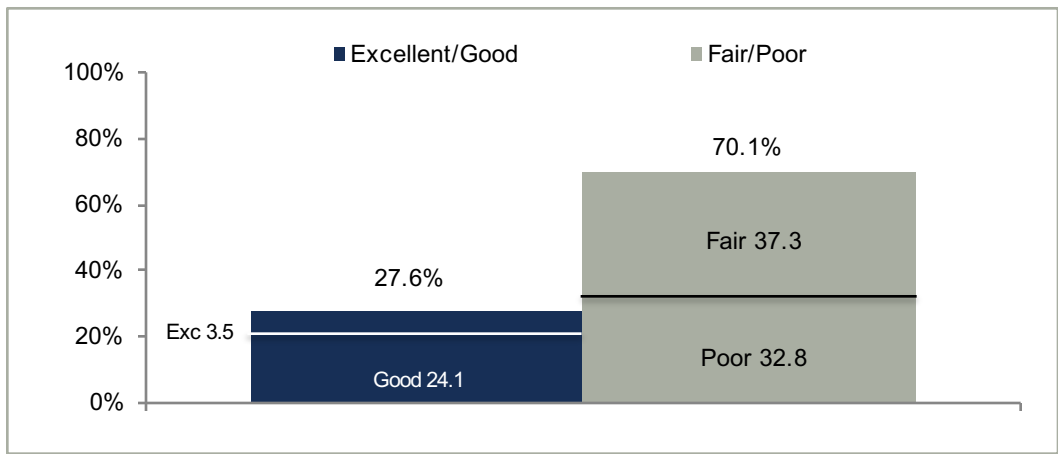
	Over All	Area					Party			
		Boise MM	Ada	Canyon	ID Falls Mkt	Spokane MM	Twin Falls MM	Dem	Indy	GOP
8-10	76.9	77.8	77.7	77.1	79.8	71.9	78.1	90.8	78.1	69.1
4-7	14.4	13.6	14.4	11.9	12.0	18.0	15.1	4.6	12.9	20.9
1-3	3.2	2.4	2.3	3.4	3.0	5.5	2.7	0.6	3.0	4.1

Issue	1 st Priority	2 nd Priority	Total
Education	39.5	18.0	57.5
Jobs and Unemployment	13.0	14.5	27.5
The Economy	12.8	15.1	27.9
Healthcare	10.3	14.4	24.7
Natural Resources(farming, mining and energy)	6.4	10.6	17.0
Immigration	6.3	7.5	13.8
Social issues (abortion, gay marriage)	5.2	6.9	12.1
The environment	2.9	7.1	10.0
Transportation	2.1	3.2	5.3
DK/Refused	1.5	2.7	4.2



EDUCATION: QUALITY OF K-12 EDUCATION

Now, moving on to another issue, do you think that quality of K-12 public education in Idaho is excellent, good, fair or poor?



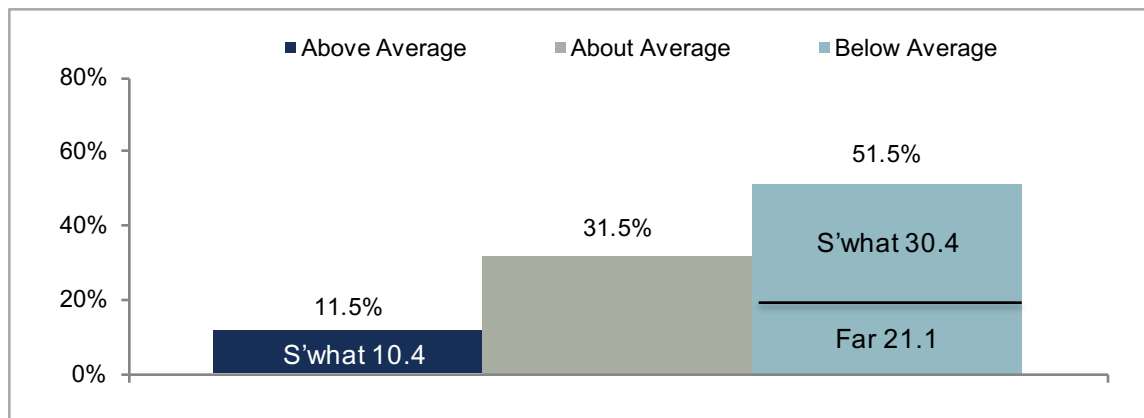
	Over All	Age					Gender	
		18-29	30-44	45-54	55-64	65+	M	F
Exc/Good	27.6	24.6	26.3	27.4	26.1	35.5	24.7	30.4
Fair/Poor	70.1	73.3	72.2	71.4	70.2	60.9	73.0	67.2
Net Difference	-42.5	-48.7	-45.9	-44.0	-44.1	-25.4	-48.3	-36.8

	Over All	Area						Party		
		Boise MM	Ada	Canyon	ID Falls Mkt	Spokane MM	Twin Falls MM	Dem	Indy	GOP
Exc/Good	27.6	24.4	22.7	34.7	29.2	31.8	30.1	18.4	25.5	35.7
Fair/Poor	70.1	72.6	73.5	64.4	70.0	65.0	69.9	79.3	72.1	62.2
Net Difference	-42.5	-48.3	-50.8	-29.7	-40.8	-33.2	-39.7	-60.9	-46.6	-26.5



EDUCATION: QUALITY OF K-12 EDUCATION COMPARISON

Compared to other states, how would you rate the overall quality of Idaho's K-12 public education system?



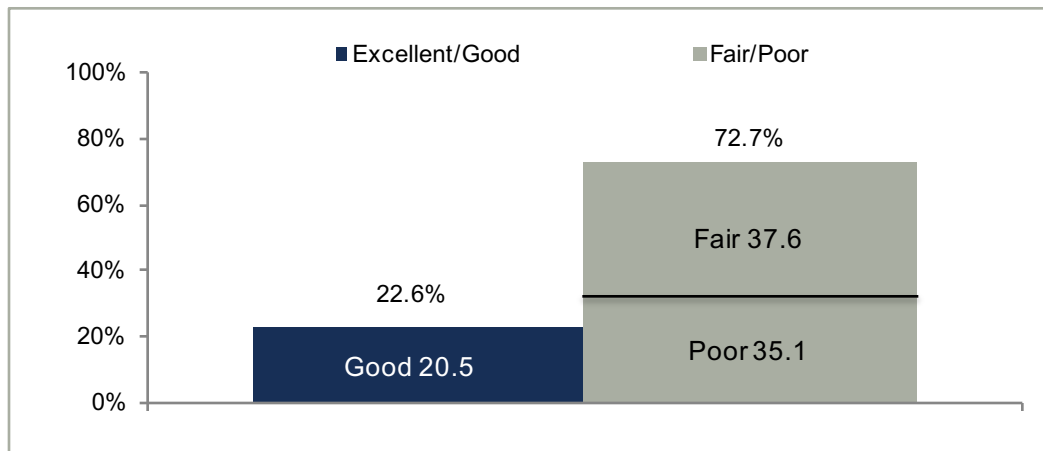
	Over All	Age					Gender	
		18-29	30-44	45-54	55-64	65+	M	F
Above Average	11.5	11.4	13.1	8.6	13.7	10.1	11.3	11.7
About Average	31.5	29.7	26.6	34.3	29.8	40.2	33.6	29.4
Below Average	51.5	53.0	55.2	54.3	49.1	43.2	49.3	53.7
Net Difference	-40.0	-41.5	-42.1	-45.7	-35.4	-33.1	-38.0	-41.9

	Over All	Area						Party		
		Boise MM	Ada	Canyon	ID Falls Mkt	Spokane MM	Twin Falls MM	Dem	Indy	GOP
Above Average	11.5	11.2	9.1	16.1	11.2	13.4	9.6	7.5	10.7	14.3
About Average	31.5	27.8	28.8	29.7	31.8	36.4	34.2	21.3	29.3	39.5
Below Average	51.5	55.6	56.4	47.5	53.2	42.4	50.7	68.4	54.0	39.8
Net Difference	-40.0	-44.4	-47.3	-31.4	-42.1	-29.0	-41.1	-60.9	-43.3	-25.5



EDUCATION: PREPARING STUDENTS FOR COLLEGE

When it comes to preparing students for college, do you think Idaho is doing an excellent, good, fair or poor job?



	Over All	Age					Gender	
		18-29	30-44	45-54	55-64	65+	M	F
Exc/Good	22.6	23.3	19.7	22.3	26.1	23.1	22.5	22.7
Fair/Poor	72.7	73.3	77.2	73.7	70.2	66.3	73.0	72.4
Net Difference	-50.1	-50.0	-57.5	-51.4	-44.1	-43.2	-50.5	-49.7

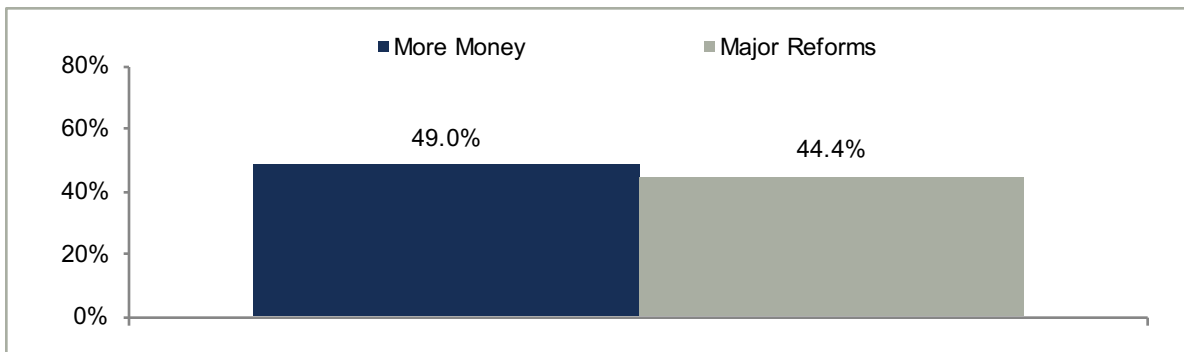
	Over All	Area						Party		
		Boise MM	Ada	Canyon	ID Falls Mkt	Spokane MM	Twin Falls MM	Dem	Indy	GOP
Exc/Good	22.6	19.0	16.3	26.3	24.9	26.7	23.3	11.5	20.8	30.9
Fair/Poor	72.7	75.9	78.4	69.5	72.1	67.7	71.2	83.9	74.2	64.3
Net Difference	-50.1	-56.9	-62.1	-43.2	-47.2	-41.0	-47.9	-72.4	-53.4	-33.4



EDUCATION: SCHOOL FUNDING

Which of the following comes closest to your opinion?

1. Idaho's K-12 public education system needs more money in order to educate our children well
OR
2. Idaho's K-12 public education system has enough money, but instead needs to undergo major reforms to educate our children well



	Over All	Age					Gender	
		18-29	30-44	45-54	55-64	65+	M	F
More Money	49.0	54.7	52.9	49.1	41.0	42.6	45.7	52.3
Major Reforms	44.4	40.7	40.5	44.6	52.8	47.3	46.7	42.1
Net Difference	+4.6	+14.0	+12.4	+4.6	-11.8	-4.7	-1.0	+10.1

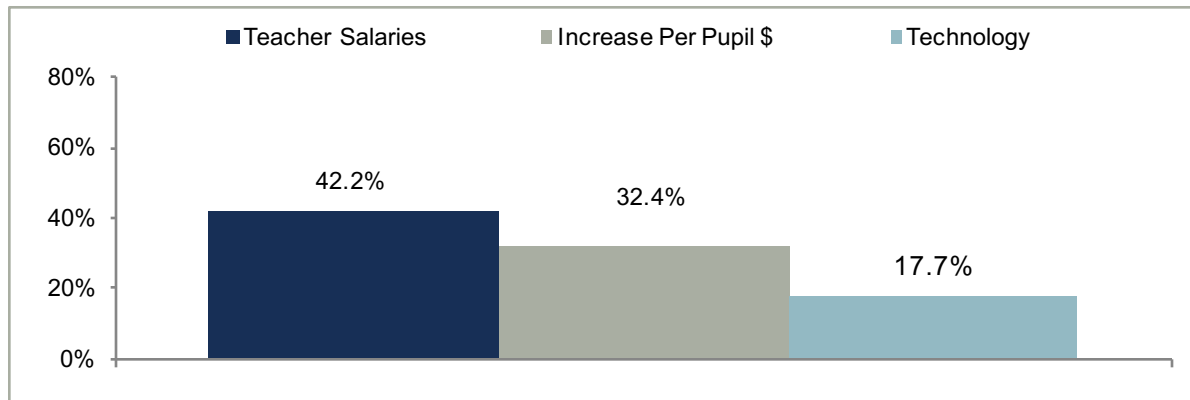
	Over All	Area					Party			
		Boise MM	Ada	Canyon	ID Falls Mkt	Spokane MM	Twin Falls MM	Dem	Indy	GOP
More Money	49.0	52.8	55.3	51.7	48.5	44.2	37.0	70.7	51.5	38.0
Major Reforms	44.4	40.9	37.9	44.1	45.9	47.5	54.8	25.9	42.7	53.8
Net Difference	+4.6	+11.9	+17.4	+7.6	+2.6	-3.2	-17.8	+44.8	+8.8	-15.8



EDUCATION: FUNDING PRIORITIES

Which of the following do you think is most important for the state to spend education dollars on?

1. Providing more state money for teacher salaries
2. Providing more state money for schools to increase per pupil funding
3. Investing more state dollars in technology



	Over All	Age					Gender	
		18-29	30-44	45-54	55-64	65+	M	F
Teacher Salaries	42.2	43.6	45.6	41.7	40.4	37.3	40.8	43.5
Increase Per Pupil \$	32.4	35.6	34.4	32.6	28.0	29.0	30.8	34.0
Technology	17.7	16.9	13.5	19.4	21.1	20.1	20.3	15.1

	Over All	Area						Party		
		Boise MM	Ada	Canyon	ID Falls Mkt	Spokane MM	Twin Falls MM	Dem	Indy	GOP
Teacher Salaries	42.2	44.6	47.7	40.7	47.2	30.4	46.6	43.1	39.2	43.9
Increase Per Pupil \$	32.4	32.1	30.3	36.4	31.8	34.6	28.8	39.7	34.2	28.8
Technology	17.7	15.7	14.8	15.3	15.0	25.3	16.4	13.8	18.9	19.1

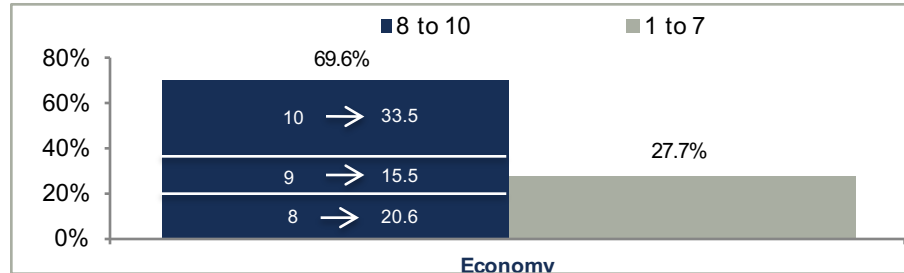


ECONOMY



ECONOMY: OVERVIEW

On a scale of 1-10, with 1 being not at all important and 10 being extremely important, how important would you say it is for the Idaho State Legislature to address each of the following issues?



	Over All	Age					Gender	
		18-29	30-44	45-54	55-64	65+	M	F
8-10	69.6	65.7	69.9	70.9	72.0	71.0	67.4	71.8
4-7	25.9	31.4	25.5	25.7	23.6	21.3	27.8	24.1
1-3	1.8	1.3	2.3	1.1	1.9	2.4	1.6	2.0

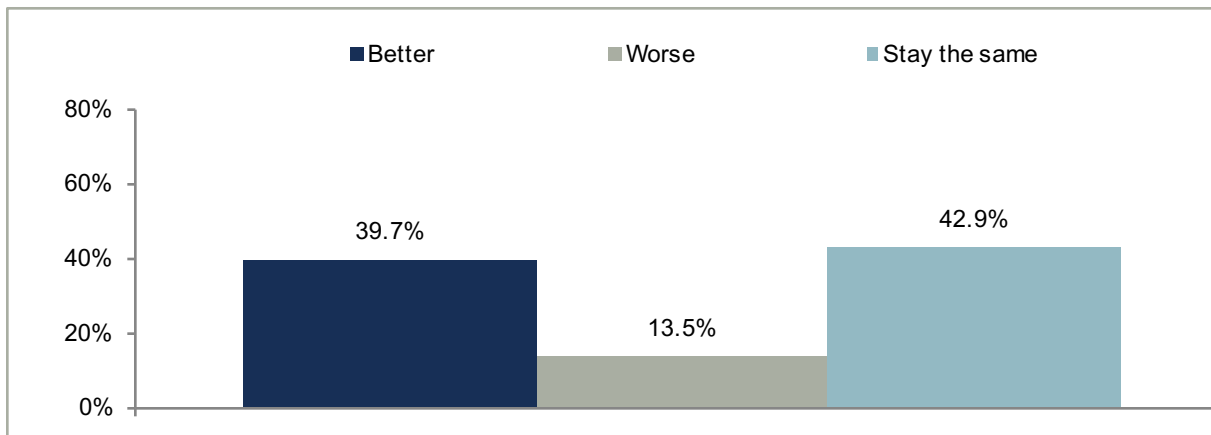
	Over All	Area					Party			
		Boise MM	Ada	Canyon	ID Falls Mkt	Spokane MM	Twin Falls MM	Dem	Indy	GOP
8-10	69.6	67.7	65.9	69.5	74.7	70.5	60.3	67.2	70.1	69.1
4-7	25.9	27.6	31.1	23.7	21.9	24.4	34.2	29.3	26.0	26.5
1-3	1.8	1.9	1.1	2.5	1.3	1.8	2.7	1.1	1.4	1.8

Issue	1 st Priority	2 nd Priority	Total
Education	39.5	18.0	57.5
Jobs and Unemployment	13.0	14.5	27.5
The Economy	12.8	15.1	27.9
Healthcare	10.3	14.4	24.7
Natural Resources(farming, mining and energy)	6.4	10.6	17.0
Immigration	6.3	7.5	13.8
Social issues (abortion, gay marriage)	5.2	6.9	12.1
The environment	2.9	7.1	10.0
Transportation	2.1	3.2	5.3
DK/Refused	1.5	2.7	4.2



ECONOMY: ECONOMIC FUTURE OF IDAHO

Over the next 2 years do you think Idaho's economy is going to get better, get worse or stay about the same?



	Over All	Age					Gender	
		18-29	30-44	45-54	55-64	65+	M	F
Better	39.7	39.8	44.4	38.9	34.8	37.9	41.2	38.2
Worse	13.5	14.0	11.6	14.3	16.8	11.8	13.9	13.1
Stay the Same	42.9	41.1	39.8	45.7	46.0	44.4	40.4	45.3

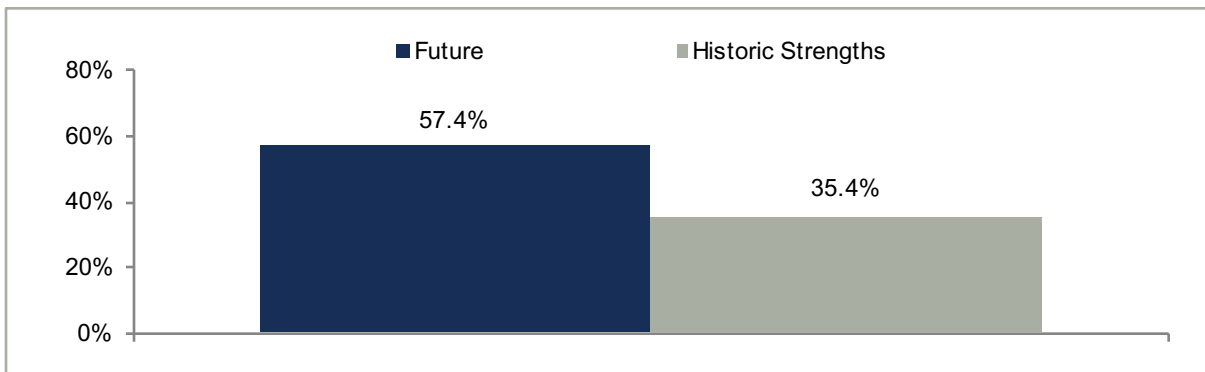
	Over All	Area						Party		
		Boise MM	Ada	Canyon	ID Falls Mkt	Spokane MM	Twin Falls MM	Dem	Indy	GOP
Better	39.7	43.5	47.3	41.5	35.2	32.7	49.3	36.8	34.5	46.2
Worse	13.5	12.9	11.4	15.3	16.3	13.8	9.6	12.6	16.2	10.5
Stay the Same	42.9	39.2	37.5	39.0	45.9	47.9	39.7	45.4	45.8	39.5



ECONOMY: IDAHO ECONOMY OF THE FUTURE

Which of the following statements comes closest to your own opinion?

1. The Idaho economy of the future should focus on growing new industries like technology and computer sciences, encouraging innovation and an entrepreneurial culture;
OR
2. The Idaho economy of the future should focus on its historical strengths in natural resources, like agriculture, timber and mining.



	Over All	Age					Gender	
		18-29	30-44	45-54	55-64	65+	M	F
Future	57.4	50.4	63.3	61.1	55.3	56.2	56.9	57.9
Historic Strengths	35.4	43.6	30.9	30.3	37.3	34.3	36.2	34.6
Net Difference	+22.0	+6.8	+32.4	+30.9	+18.0	+21.9	+20.7	+23.3

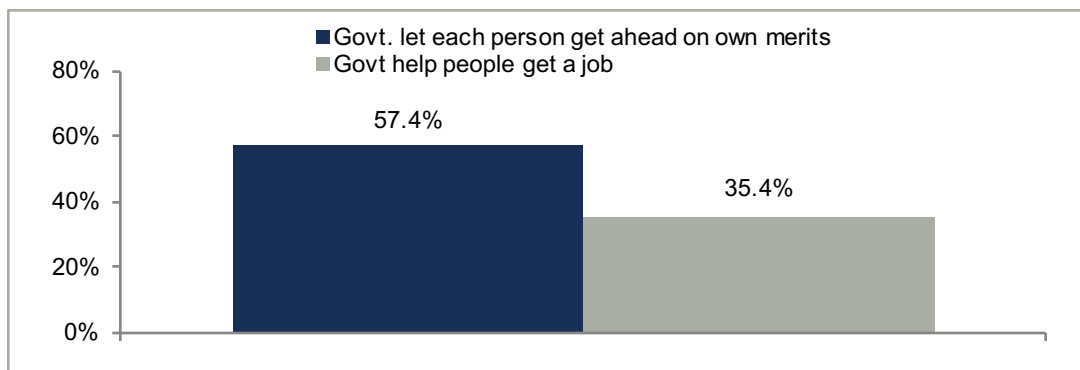
	Over All	Area					Party			
		Boise MM	Ada	Canyon	ID Falls Mkt	Spokane MM	Twin Falls MM	Dem	Indy	GOP
Future	57.4	61.6	70.1	48.3	55.4	53.5	52.1	71.8	58.4	52.6
Historic Strengths	35.4	30.4	24.6	40.7	40.3	38.2	39.7	21.8	35.6	40.1
Net Difference	+22.0	+31.3	+45.5	+7.6	+15.0	+15.2	+12.3	+50.0	+22.7	+12.5



ECONOMY: ROLE OF GOVERNMENT

Which of the following statements comes closest to your own opinion?

- 1. The government should let each person get ahead on their own merits without interference
- OR
- 2. The government should help people get a job and achieve a good standard of living



	Over All	Age					Gender	
		18-29	30-44	45-54	55-64	65+	M	F
Get ahead on own merits	57.4	55.9	58.3	58.9	60.2	53.8	61.0	53.9
Help people get a job	37.0	39.4	37.5	35.4	33.5	37.9	34.8	39.2
Net Difference	+20.4	+16.5	+20.8	+23.4	+26.7	+16.0	+26.2	+14.7

	Over All	Area					Party			
		Boise MM	Ada	Canyon	ID Falls Mkt	Spokane MM	Twin Falls MM	Dem	Indy	GOP
Get ahead on own merits	57.4	53.0	50.0	56.8	62.2	60.4	60.3	21.3	58.1	71.9
Help people get a job	37.0	40.1	42.8	38.1	34.8	32.7	37.0	73.6	34.0	24.0
Net Difference	+20.4	+12.9	+7.2	+18.6	+27.5	+27.6	+23.3	-52.3	+24.1	+48.0

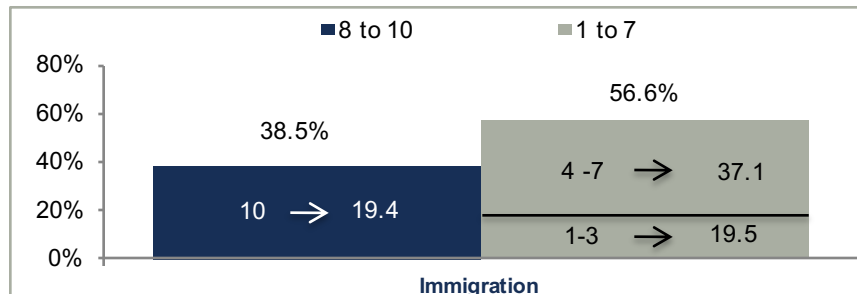


IMMIGRATION



IMMIGRATION: OVERVIEW

On a scale of 1-10, with 1 being not at all important and 10 being extremely important, how important would you say it is for the Idaho State Legislature to address each of the following issues?



	Over All	Age					Gender	
		18-29	30-44	45-54	55-64	65+	M	F
8-10	38.5	34.3	34.4	42.9	47.2	37.9	36.6	40.4
4-7	37.1	39.8	39.8	38.3	29.2	35.5	36.2	38.0
1-3	19.5	21.2	22.8	15.4	19.9	16.0	22.7	16.3

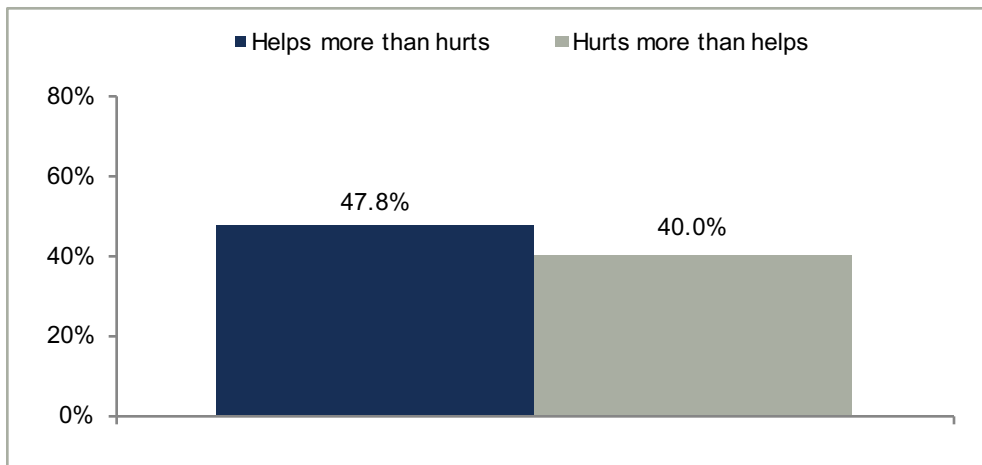
	Over All	Area					Party			
		Boise MM	Ada	Canyon	ID Falls Mkt	Spokane MM	Twin Falls MM	Dem	Indy	GOP
8-10	38.5	37.5	33.0	44.1	31.3	44.2	45.2	29.3	35.3	44.9
4-7	37.1	36.0	38.6	29.7	45.1	31.3	38.4	43.1	37.8	34.9
1-3	19.5	21.8	22.3	22.9	20.2	16.6	13.7	25.3	21.4	15.1

Issue	1 st Priority	2 nd Priority	Total
Education	39.5	18.0	57.5
Jobs and Unemployment	13.0	14.5	27.5
The Economy	12.8	15.1	27.9
Healthcare	10.3	14.4	24.7
Natural Resources(farming, mining and energy)	6.4	10.6	17.0
Immigration	6.3	7.5	13.8
Social issues (abortion, gay marriage)	5.2	6.9	12.1
The environment	2.9	7.1	10.0
Transportation	2.1	3.2	5.3
DK/Refused	1.5	2.7	4.2



IMMIGRATION: HELPING OR HURTING?

Now, I'd like to ask you some questions about another topic: immigration. Would you say immigration helps Idaho more than it hurts or immigration hurts Idaho more than it helps?



	Over All	Age					Gender	
		18-29	30-44	45-54	55-64	65+	M	F
Helps more than hurts	47.8	53.8	56.4	50.3	37.9	33.1	47.9	47.7
Hurts more than helps	40.0	32.2	35.1	38.9	46.6	53.3	40.2	39.8
Net Difference	+7.8	+21.6	+21.2	+11.4	-8.7	-20.1	+7.6	+8.0

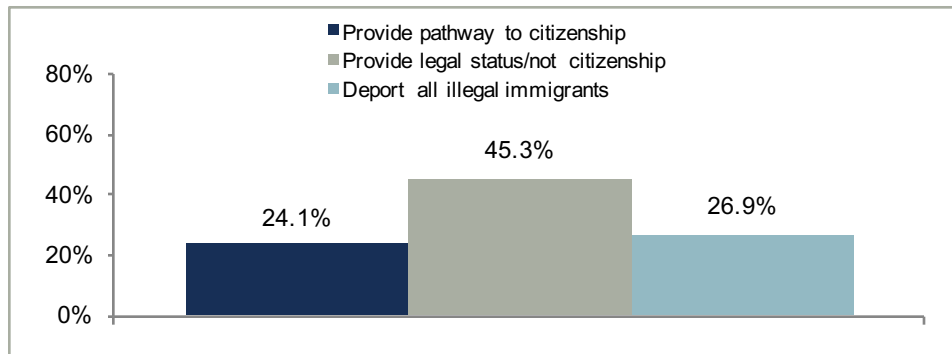
	Over All	Area						Party		
		Boise MM	Ada	Canyon	ID Falls Mkt	Spokane MM	Twin Falls MM	Dem	Indy	GOP
Helps more than hurts	47.8	49.6	53.8	43.2	53.6	37.8	50.7	68.4	50.4	37.5
Hurts more than helps	40.0	38.1	35.6	41.5	36.1	46.1	41.1	23.0	36.7	50.3
Net Difference	+7.8	+11.4	+18.2	+1.7	+17.6	-8.3	+9.6	+45.4	+13.7	-12.8



IMMIGRATION: THE SOLUTION

When it comes to illegal immigration, which solution do you think makes the most sense for the United States?

1. Provide a pathway to citizenship for all immigrants in the United States illegally
2. Provide legal status, but not citizenship, for immigrants here illegally to work and pay taxes
3. Deport all illegal immigrants in the United States back to their home country



	Over All	Age					Gender	
		18-29	30-44	45-54	55-64	65+	M	F
Pathway to citizenship	24.1	30.9	25.9	21.1	19.9	18.9	23.9	24.3
Legal status/not citizenship	45.3	45.8	46.3	42.9	44.1	46.7	41.0	49.5
Deport all illegal immigrants	26.9	21.2	23.2	32.6	32.9	29.0	32.2	21.7

	Over All	Area						Party		
		Boise MM	Ada	Canyon	ID Falls Mkt	Spokane MM	Twin Falls MM	Dem	Indy	GOP
Pathway to citizenship	24.1	28.4	34.8	17.8	21.5	18.0	23.3	39.7	26.0	16.1
Legal status/not citizenship	45.3	41.4	40.9	45.8	52.4	41.0	58.9	48.9	46.6	44.6
Deport all illegal immigrants	26.9	25.4	18.9	32.2	22.7	38.2	16.4	9.8	23.3	36.0

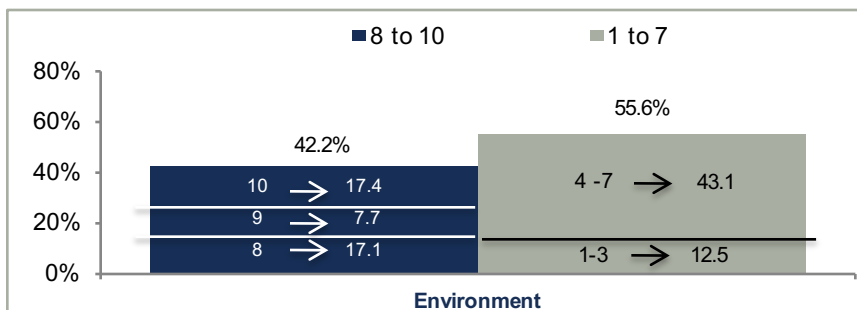


ENVIRONMENT



ENVIRONMENT: OVERVIEW

On a scale of 1-10, with 1 being not at all important and 10 being extremely important, how important would you say it is for the Idaho State Legislature to address each of the following issues?



	Over All	Age					Gender	
		18-29	30-44	45-54	55-64	65+	M	F
8-10	42.2	41.9	41.7	35.4	42.2	50.3	37.4	46.9
4-7	43.1	46.2	40.2	51.4	39.1	38.5	45.5	40.8
1-3	12.5	11.4	16.2	10.3	16.1	7.1	15.1	9.9

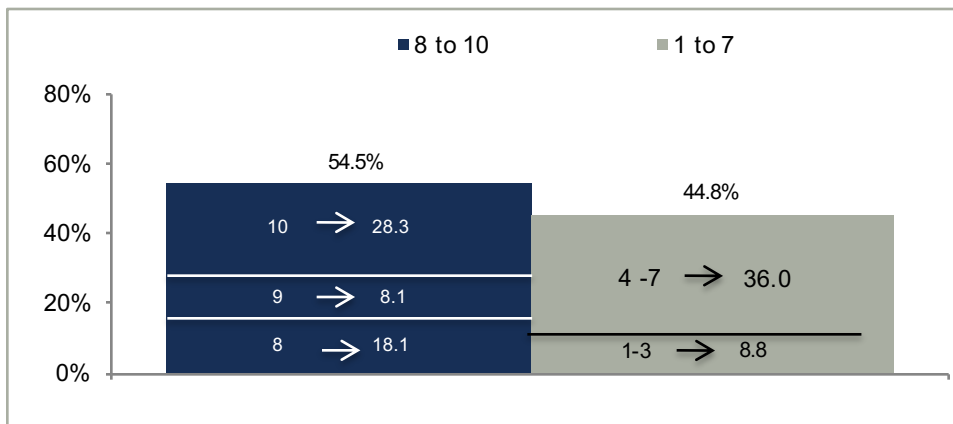
	Over All	Area						Party		
		Boise MM	Ada	Canyon	ID Falls Mkt	Spokane MM	Twin Falls MM	Dem	Indy	GOP
8-10	42.2	44.2	42.4	47.5	37.8	40.6	46.6	59.8	46.0	30.6
4-7	43.1	41.4	40.5	44.9	43.3	45.2	47.9	35.6	40.8	49.2
1-3	12.5	11.9	13.6	7.6	16.3	12.4	5.5	1.1	11.8	18.1

Issue	1st Priority	2nd Priority	Total
Education	39.5	18.0	57.5
Jobs and Unemployment	13.0	14.5	27.5
The Economy	12.8	15.1	27.9
Healthcare	10.3	14.4	24.7
Natural Resources(farming, mining and energy)	6.4	10.6	17.0
Immigration	6.3	7.5	13.8
Social issues (abortion, gay marriage)	5.2	6.9	12.1
The environment	2.9	7.1	10.0
Transportation	2.1	3.2	5.3
DK/Refused	1.5	2.7	4.2



ENVIRONMENT: RATING THE ISSUE

Moving on, on a scale of 1 to 10 with 1 being not at all concerned and 10 being highly concerned, please tell me how concerned you are about protecting the environment in Idaho?



	Over All	Age					Gender	
		18-29	30-44	45-54	55-64	65+	M	F
8-10	54.5	51.3	51.7	58.9	54.0	59.2	51.9	57.1
4-7	36.0	38.1	40.2	32.6	34.2	32.0	36.4	35.6
1-3	8.8	10.2	7.3	8.6	10.6	7.7	10.7	7.0

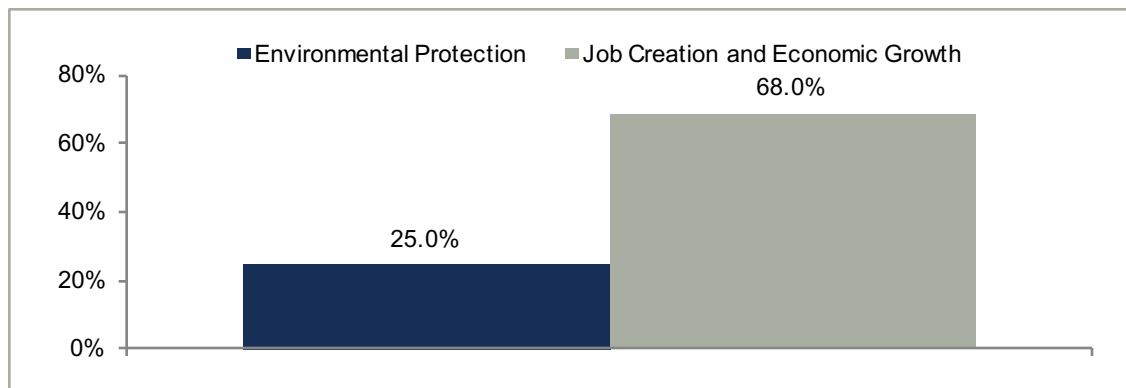
	Over All	Area					Party			
		Boise MM	Ada	Canyon	ID Falls Mkt	Spokane MM	Twin Falls MM	Dem	Indy	GOP
8-10	54.5	60.1	60.2	57.6	45.9	46.1	69.9	74.7	56.4	43.4
4-7	36.0	32.3	31.4	33.9	40.8	43.3	23.3	22.4	35.3	43.6
1-3	8.8	7.1	7.6	8.5	12.4	9.2	6.8	2.9	7.4	12.5



ENVIRONMENT: JOBS VS. PROTECTING THE ENVIRONMENT

Which of the following should be the priority in Idaho?

1. Environmental protection
- OR
2. Job creation and economic growth



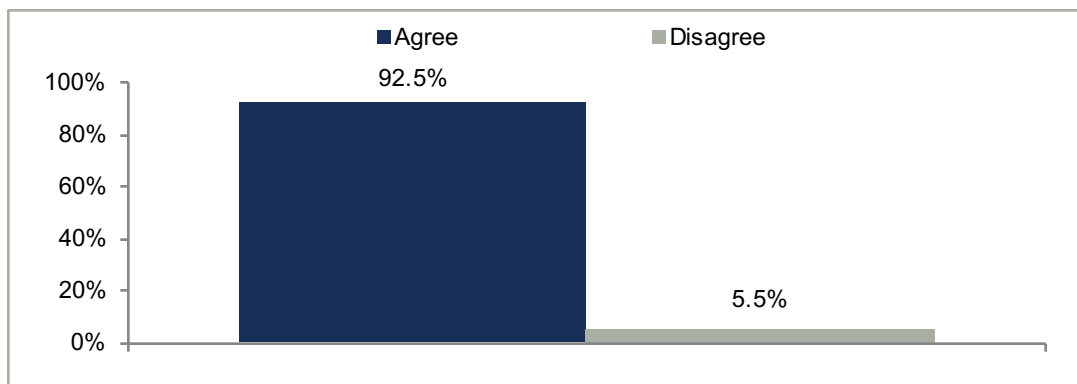
	Over All	Age					Gender	
		18-29	30-44	45-54	55-64	65+	M	F
Environmental Protection	25.0	31.8	21.6	23.4	26.7	20.7	23.9	26.0
Job Creation/Economic Growth	68.0	64.4	72.6	68.0	65.8	68.0	69.0	67.0
Net Difference	-43.0	-32.6	-51.0	-44.6	-39.1	-47.3	-45.1	-41.0

	Over All	Area						Party		
		Boise MM	Ada	Canyon	ID Falls Mkt	Spokane MM	Twin Falls MM	Dem	Indy	GOP
Environmental Protection	25.0	29.3	32.6	24.6	18.9	22.6	24.7	40.8	27.4	15.3
Job Creation/Economic Growth	68.0	62.3	59.1	71.2	74.2	72.4	69.9	52.9	64.4	79.8
Net Difference	-43.0	-33.0	-26.5	-46.6	-55.4	-49.8	-45.2	-12.1	-37.0	-64.5



ENVIRONMENT: ALL OR NOTHING DEBATES

Please tell me whether you agree or disagree with the following statement: Too often public policy debates in Idaho are all or nothing conversations with one side saying we have to protect the environment and the other saying we have to grow the economy. The truth is, this is a false choice. Idaho can have economic development while still protecting the environment.



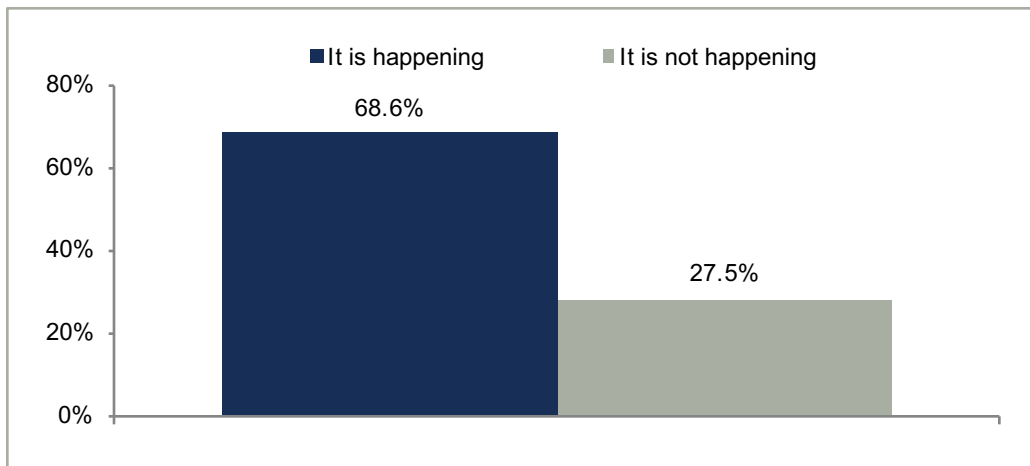
	Over All	Age					Gender	
		18-29	30-44	45-54	55-64	65+	M	F
Agree	92.5	94.1	93.8	90.3	95.0	88.2	92.2	92.8
Disagree	5.5	5.1	4.6	6.9	3.1	8.3	5.8	5.2
Net Difference	+87.0	+89.0	+89.2	+83.4	+91.9	+79.9	+86.3	+87.7

	Over All	Area						Party		
		Boise MM	Ada	Canyon	ID Falls Mkt	Spokane MM	Twin Falls MM	Dem	Indy	GOP
Agree	92.5	92.2	93.2	90.7	92.7	92.2	95.9	93.1	92.9	92.3
Disagree	5.5	5.6	4.5	9.3	4.7	6.0	4.1	6.9	4.4	5.6
Net Difference	+87.0	+86.6	+88.6	+81.4	+88.0	+86.2	+91.8	+86.2	+88.5	+86.7



ENVIRONMENT: CLIMATE CHANGE

When it comes to your views about global climate change, do you believe it is happening, or do you not believe it is happening?



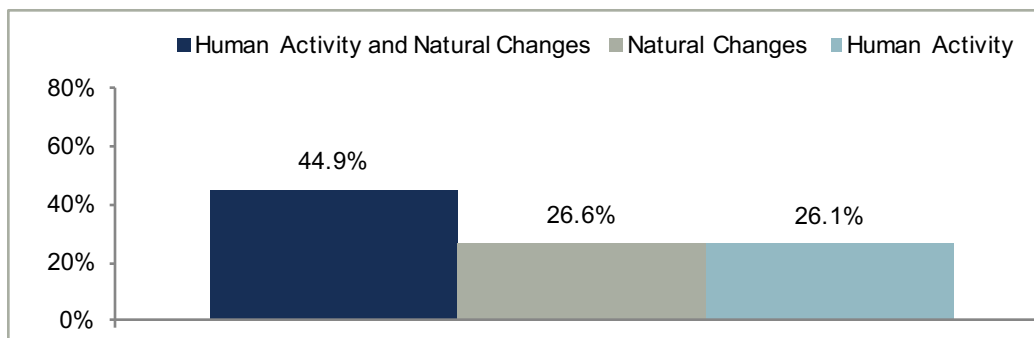
	Over All	Age					Gender	
		18-29	30-44	45-54	55-64	65+	M	F
It is happening	68.6	71.6	71.0	68.0	63.4	66.3	65.6	71.6
It is not happening	27.5	25.0	24.7	30.3	29.8	30.2	30.4	24.7
Net Difference	+41.1	+46.6	+46.3	+37.7	+33.5	+36.1	+35.2	+46.9

	Over All	Area					Party			
		Boise MM	Ada	Canyon	ID Falls Mkt	Spokane MM	Twin Falls MM	Dem	Indy	GOP
It is happening	68.6	72.0	76.9	64.4	63.5	65.9	72.6	92.0	73.7	52.3
It is not happening	27.5	24.1	18.9	30.5	31.8	31.3	21.9	5.7	23.0	42.9
Net Difference	+41.1	+47.8	+58.0	+33.9	+31.8	+34.6	+50.7	+86.2	+50.7	+9.4



ENVIRONMENT: CLIMATE CHANGE

Regardless of whether or not you believe global climate change is happening, is it more likely to be caused by mostly natural changes in the atmosphere, mostly because of human activity, or equally because of human activity and natural changes?



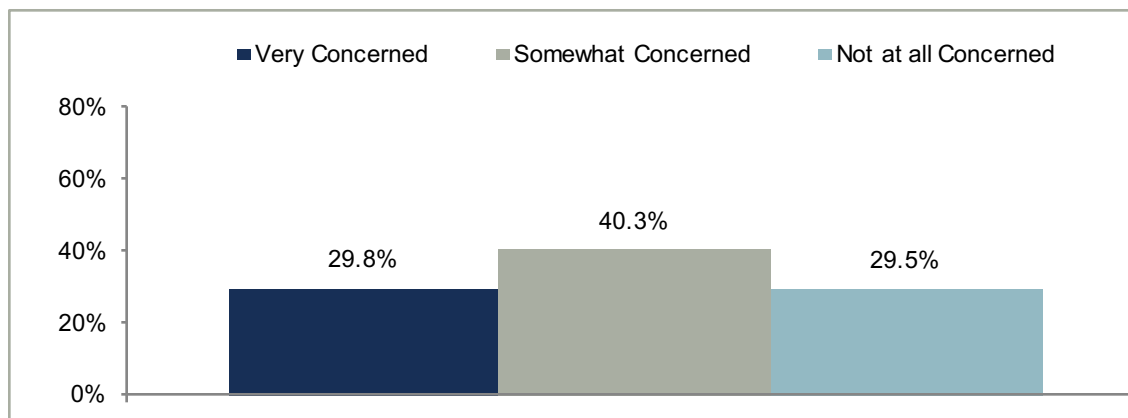
	Over All	Age					Gender	
		18-29	30-44	45-54	55-64	65+	M	F
Human Activity and Natural Changes	44.9	47.9	44.8	46.9	41.6	42.0	40.6	49.1
Natural Changes	26.6	21.6	25.1	28.6	29.2	31.4	32.6	20.7
Human Activity	26.1	29.7	27.8	21.7	26.1	23.1	24.1	28.0

	Over All	Area						Party		
		Boise MM	Ada	Canyon	ID Falls Mkt	Spokane MM	Twin Falls MM	Dem	Indy	GOP
Human Activity and Natural Changes	44.9	47.2	45.1	50.8	44.2	39.2	49.3	38.5	44.9	49.0
Natural Changes	26.6	21.3	18.9	26.3	28.3	35.5	26.0	2.3	24.9	39.3
Human Activity	26.1	29.5	34.1	21.2	24.5	23.5	20.5	57.5	27.7	9.4



ENVIRONMENT: CONCERN OVER CLIMATE CHANGE

When it comes to global climate change, would you say that you are very concerned, somewhat concerned, or not at all concerned?



	Over All	Age					Gender	
		18-29	30-44	45-54	55-64	65+	M	F
Very Concerned	29.8	33.5	27.8	25.7	29.2	32.5	25.2	34.4
Somewhat Concerned	40.3	37.3	41.7	46.9	38.5	37.3	39.0	41.6
Not at all Concerned	29.5	29.2	29.7	27.4	32.3	29.0	35.6	23.5

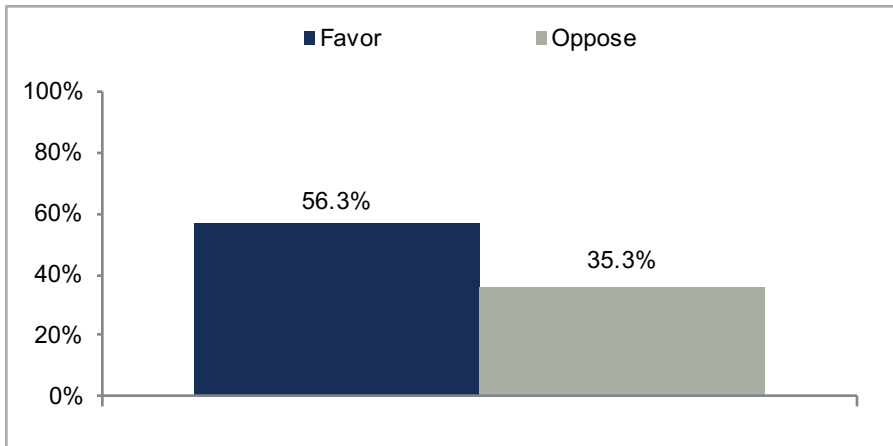
	Over All	Area						Party		
		Boise MM	Ada	Canyon	ID Falls Mkt	Spokane MM	Twin Falls MM	Dem	Indy	GOP
Very Concerned	29.8	34.3	36.7	28.0	22.7	27.2	37.0	62.6	31.5	13.0
Somewhat Concerned	40.3	40.9	40.5	46.6	41.6	35.9	41.1	30.5	40.0	44.6
Not at all Concerned	29.5	24.4	22.3	25.4	34.8	36.9	21.9	6.9	28.2	41.8



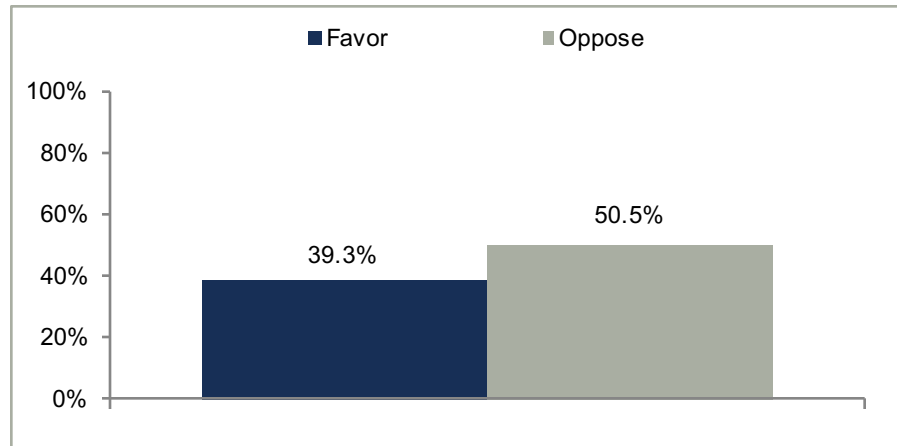
ENVIRONMENT: FEDERAL LAND MANAGEMENT

Currently, the federal government owns or manages over 60% of land in Idaho. Would you favor or oppose transferring land owned by the federal government to the state government for management?

Currently, the federal government owns or manages over 60% of land in Idaho. Transferring management of those lands to the state government in Idaho **could potentially cost the state millions per year in taxpayer dollars.** Knowing this, would you favor or oppose transferring land owned by the federal government to the state government for management?



	Over All	Party			Gender	
		Dem	Indy	GOP	M	F
Favor	56.3	30.1	59.5	67.3	61.7	50.6
Oppose	35.3	59.1	34.5	23.4	32.4	38.3
Net Difference	+21.0	-29.0	+25.0	+43.9	+29.3	+12.3

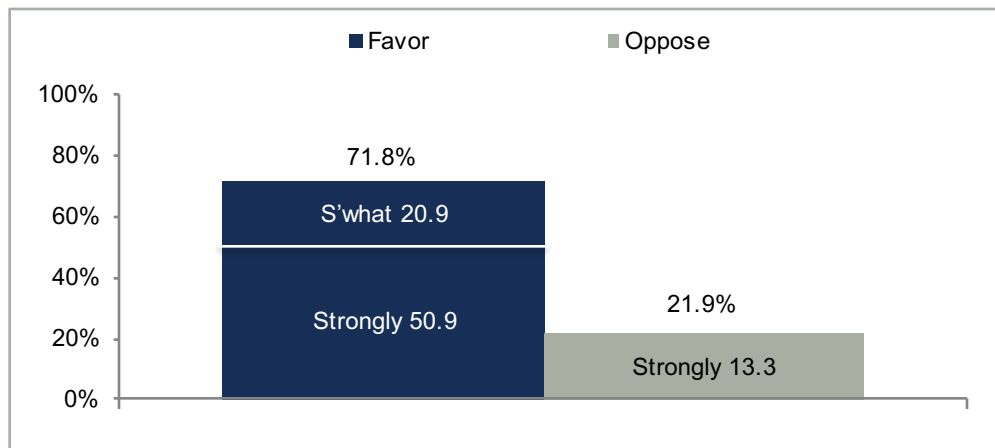


	Over All	Party			Gender	
		Dem	Indy	GOP	M	F
Favor	39.3	23.5	36.0	50.8	41.1	37.7
Oppose	50.5	74.1	50.8	39.6	51.5	49.6
Net Difference	-11.2	-50.6	-14.7	+11.2	-10.4	-11.9



ENVIRONMENT: HUNTING WOLVES

Do you favor or oppose allowing Idaho hunters to hunt wolves?



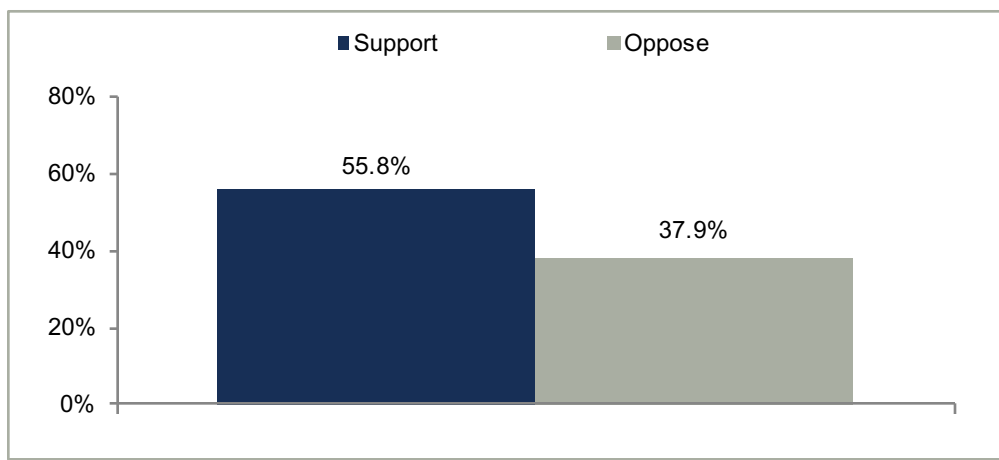
	Over All	Age					Gender	
		18-29	30-44	45-54	55-64	65+	M	F
Favor	71.8	67.4	74.5	76.0	70.8	70.4	79.9	63.8
Oppose	21.9	25.8	18.5	18.9	24.2	22.5	16.5	27.2
Net Difference	+49.9	+41.5	+56.0	+57.1	+46.6	+47.9	+63.4	+36.6

	Over All	Area						Party		
		Boise MM	Ada	Canyon	ID Falls Mkt	Spokane MM	Twin Falls MM	Dem	Indy	GOP
Favor	71.8	63.6	62.1	68.6	81.1	78.8	72.6	48.9	72.6	81.6
Oppose	21.9	28.0	28.4	24.6	12.9	17.5	26.0	43.7	20.8	13.3
Net Difference	+49.9	+35.6	+33.7	+44.1	+68.2	+61.3	+46.6	+5.2	+51.8	+68.4



ENVIRONMENT: WOLF REDUCTION SPENDING

Idaho lawmakers have approved spending \$400,000 to help reduce the number of wolves in Idaho.
Do you support or oppose state efforts to reduce the wolf population?



	Over All	Age					Gender	
		18-29	30-44	45-54	55-64	65+	M	F
Support	55.8	55.5	55.6	56.6	52.8	58.6	60.4	51.3
Oppose	37.9	38.1	37.5	41.1	40.4	32.5	34.8	41.0
Net Difference	+17.9	+17.4	+18.1	+15.4	+12.4	+26.0	+25.6	+10.3

	Over All	Area						Party		
		Boise MM	Ada	Canyon	ID Falls Mkt	Spokane MM	Twin Falls MM	Dem	Indy	GOP
Support	55.8	48.7	47.0	55.9	62.7	65.0	53.4	37.4	54.5	65.8
Oppose	37.9	43.3	45.8	36.4	32.2	30.4	42.5	54.6	38.6	29.3
Net Difference	+17.9	+5.4	+1.1	+19.5	+30.5	+34.6	+11.0	-17.2	+15.9	+36.5

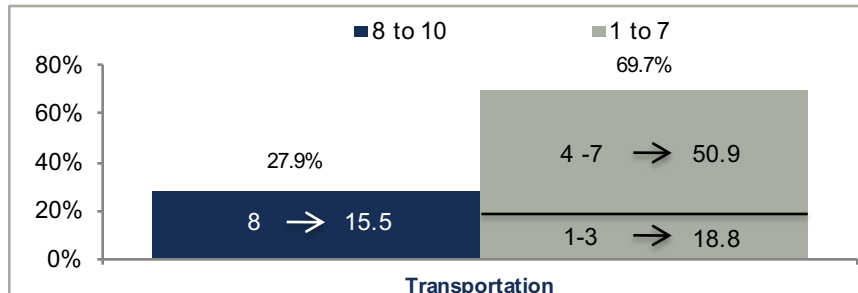


TRANSPORTATION



TRANSPORTATION: OVERVIEW

On a scale of 1-10, with 1 being not at all important and 10 being extremely important, how important would you say it is for the Idaho State Legislature to address each of the following issues?



	Over All	Age					Gender	
		18-29	30-44	45-54	55-64	65+	M	F
8-10	27.9	23.7	28.6	20.0	37.3	32.0	25.2	30.6
4-7	50.9	54.7	50.2	58.3	40.4	49.1	51.9	49.9
1-3	18.8	18.2	18.9	20.0	20.5	16.6	20.9	16.7

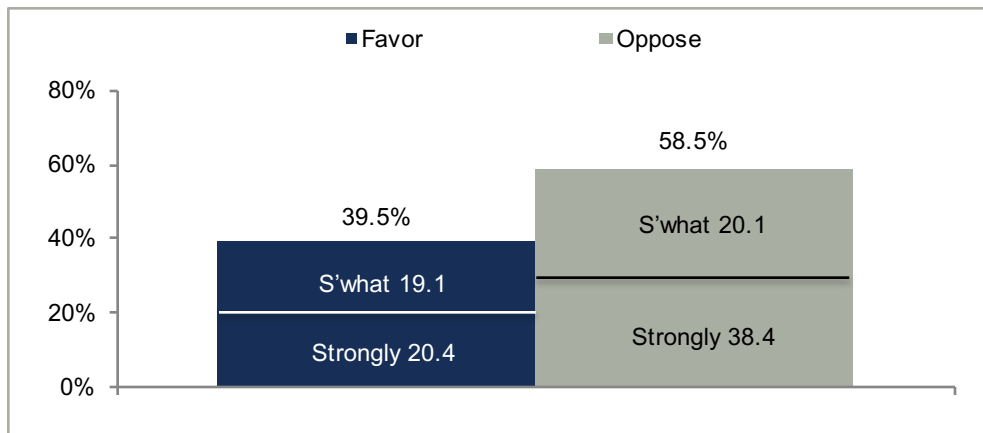
	Over All	Area					Party			
		Boise MM	Ada	Canyon	ID Falls Mkt	Spokane MM	Twin Falls MM	Dem	Indy	GOP
8-10	27.9	31.0	30.7	32.2	23.2	24.9	30.1	30.5	27.7	26.8
4-7	50.9	52.4	52.3	55.9	48.1	51.6	50.7	55.2	49.3	50.8
1-3	18.8	14.0	14.8	10.2	26.6	21.2	16.4	12.1	20.8	19.9

Issue	1 st Priority	2 nd Priority	Total
Education	39.5	18.0	57.5
Jobs and Unemployment	13.0	14.5	27.5
The Economy	12.8	15.1	27.9
Healthcare	10.3	14.4	24.7
Natural Resources(farming, mining and energy)	6.4	10.6	17.0
Immigration	6.3	7.5	13.8
Social issues (abortion, gay marriage)	5.2	6.9	12.1
The environment	2.9	7.1	10.0
Transportation	2.1	3.2	5.3
DK/Refused	1.5	2.7	4.2



TRANSPORTATION: INCREASING THE GAS TAX

Currently, all transportation projects like fixing potholes, roadway improvements and new highway construction in Idaho are paid for with money raised by the gas tax. Would you favor or oppose increasing the gas tax in Idaho by 6 cents per gallon in order to pay for these transportation projects?



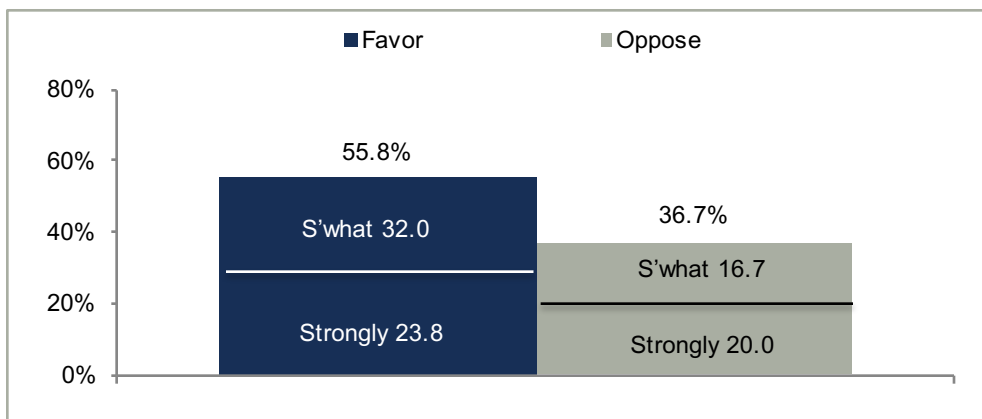
	Over All	Age					Gender	
		18-29	30-44	45-54	55-64	65+	M	F
Favor	39.5	40.3	40.2	33.7	37.9	45.0	40.8	38.2
Oppose	58.5	56.8	58.7	64.0	60.9	52.7	57.7	59.2
Net Difference	-19.0	-16.5	-18.5	-30.3	-23.0	-7.7	-16.9	-21.1

	Over All	Area						Party		
		Boise MM	Ada	Canyon	ID Falls Mkt	Spokane MM	Twin Falls MM	Dem	Indy	GOP
Favor	39.5	40.5	44.7	33.9	36.5	39.2	42.5	58.0	39.5	32.4
Oppose	58.5	58.0	54.5	62.7	62.2	57.1	56.2	39.7	58.6	65.6
Net Difference	-19.0	-17.5	-9.8	-28.8	-25.8	-18.0	-13.7	+18.4	-19.2	-33.2



TRANSPORTATION: GENERAL FUNDS FOR TRANSPORTATION

If the Idaho State Legislature does not raise the gas tax, would you favor or oppose using general budget funds to pay for these transportation projects?



	Over All	Age					Gender	
		18-29	30-44	45-54	55-64	65+	M	F
Favor	55.8	60.6	59.1	46.3	55.9	53.8	56.5	55.1
Oppose	36.7	33.9	34.7	47.4	34.8	34.3	38.0	35.4
Net Difference	+19.1	+26.7	+24.3	-1.1	+21.1	+19.5	+18.5	+19.7

	Over All	Area						Party		
		Boise MM	Ada	Canyon	ID Falls Mkt	Spokane MM	Twin Falls MM	Dem	Indy	GOP
Favor	55.8	54.7	56.4	48.3	60.1	53.5	54.8	56.9	54.8	57.9
Oppose	36.7	37.9	37.5	44.1	34.3	36.9	39.7	37.4	37.5	34.2
Net Difference	+19.1	+16.8	+18.9	+4.2	+25.8	+16.6	+15.1	+19.5	+17.3	+23.7



THANK YOU

- **For more information, please contact:**
 - Corey Cook – coreydcook@boisestate.edu
 - Gregory C. Hill – greghill@boisestate.edu
 - Justin S. Vaughn – justinvaughn@boisestate.edu



APPENDIX



WHY DO YOU LIVE IN IDAHO?

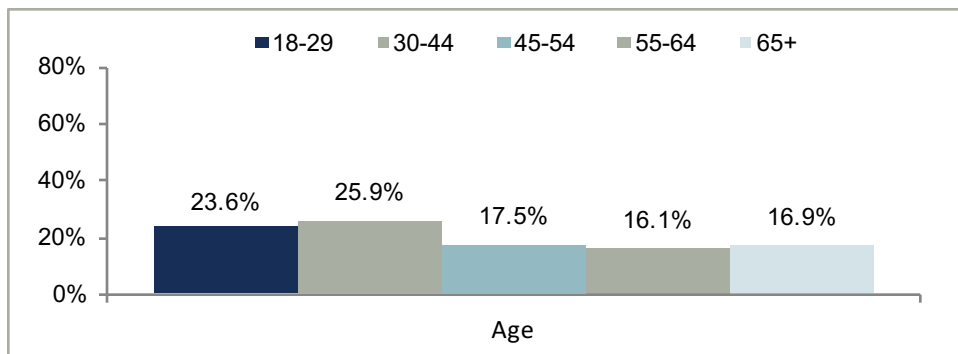
Why do you live in Idaho?

	Overall
Born and raised here/grew up here	30.6
I/husband/wife/children/parents/family lives there	18.5
Beautiful state/outdoors/scenery/the best state to live	13.0
I like/love it here/like the area	11.8
Job/business/work related/husband work there	10.1
Attending school/college	2.7
Lifestyle/quality of life	1.7
Not over crowded/less population	1.6
Affordability/low cost of living	1.6
I like the weather/climate/seasons change	1.6

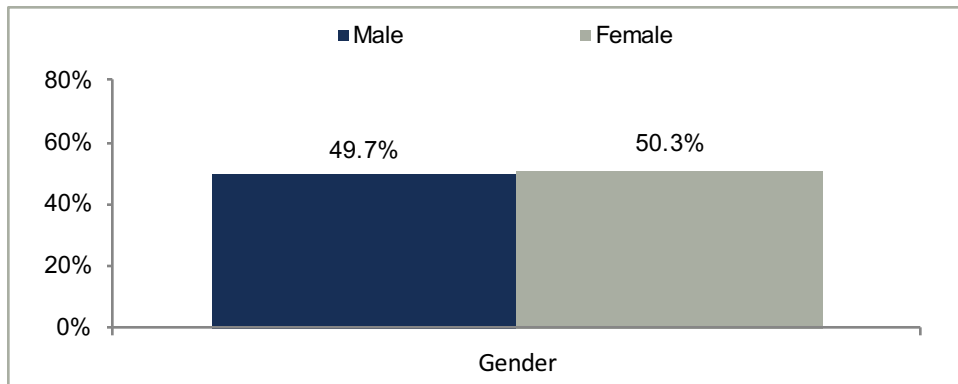


AGE AND GENDER

■ First, to make sure we get a representative sample, can you please tell me your current age?



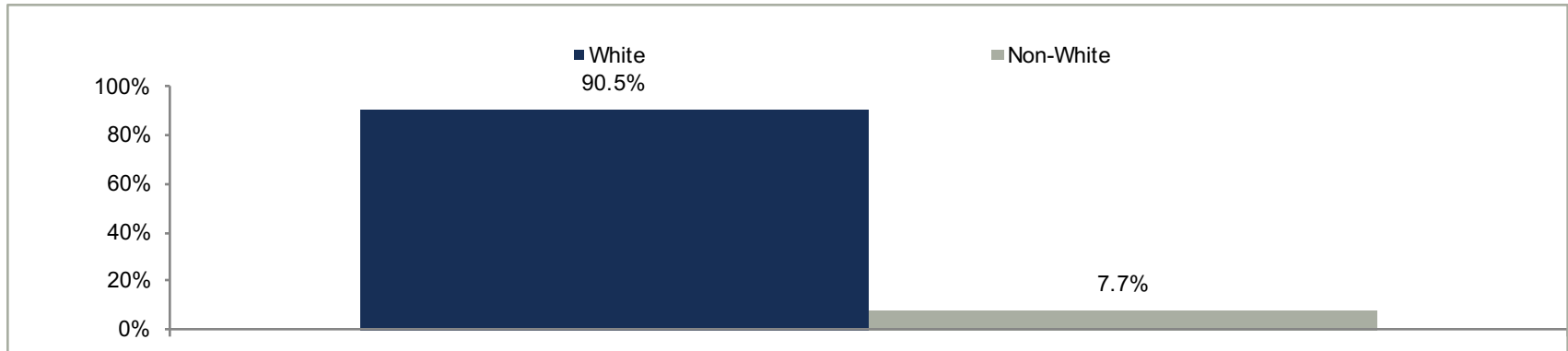
■ Gender



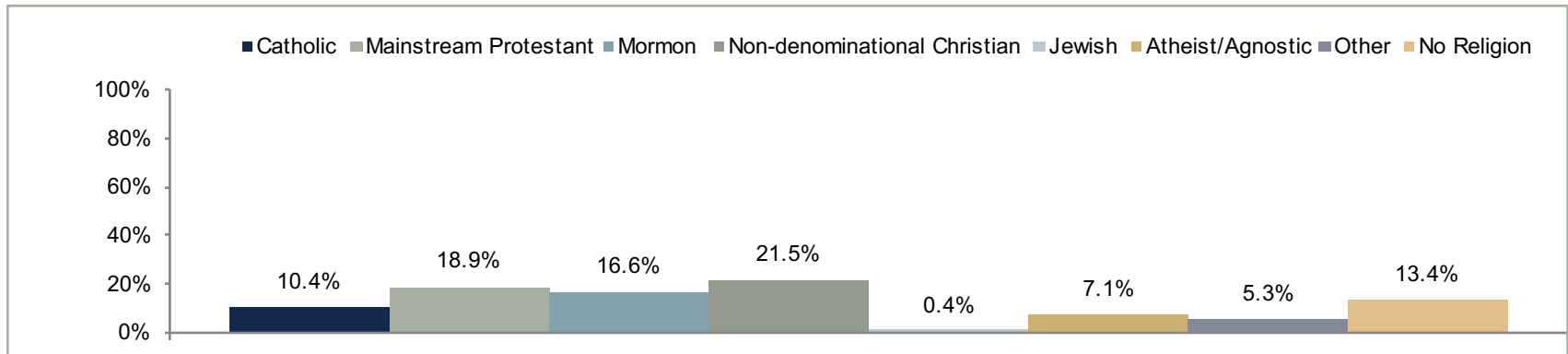


RACE AND RELIGION

What racial or ethnic group best describes you?



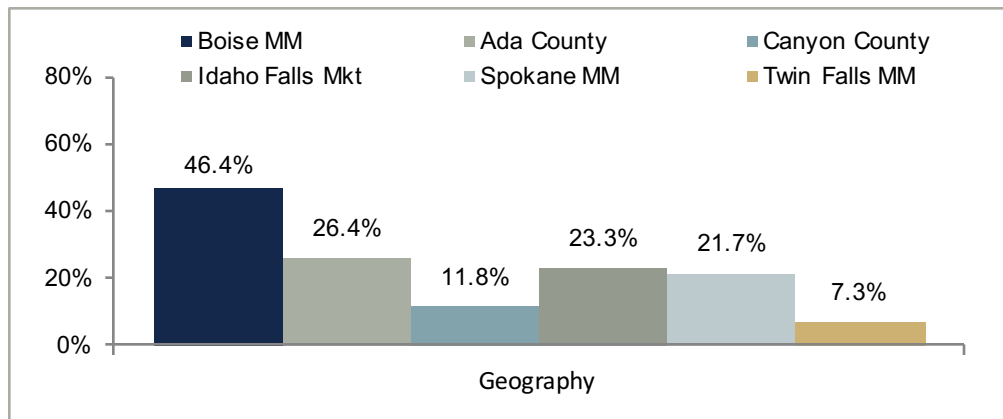
What is your religion?



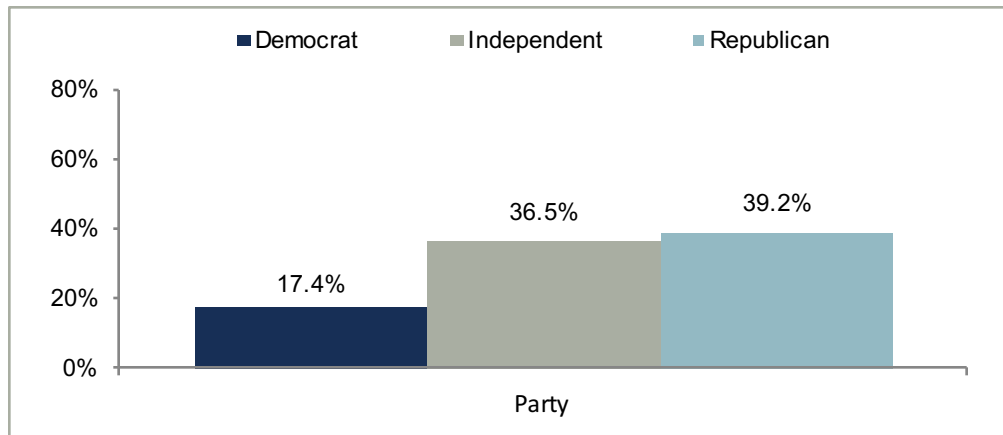


AREA AND POLITICAL PARTY

Geography



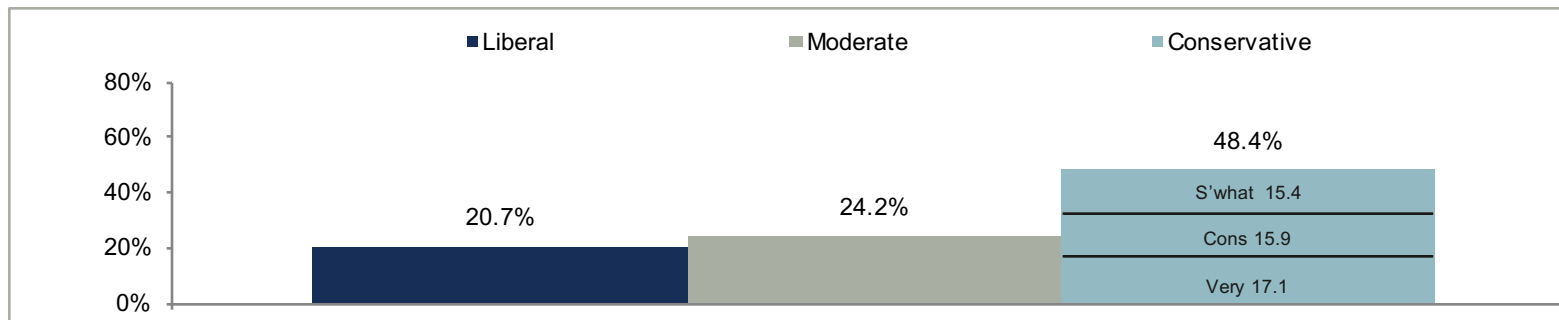
Generally speaking, do you usually think of yourself as a Republican, a Democrat, an Independent, or what?



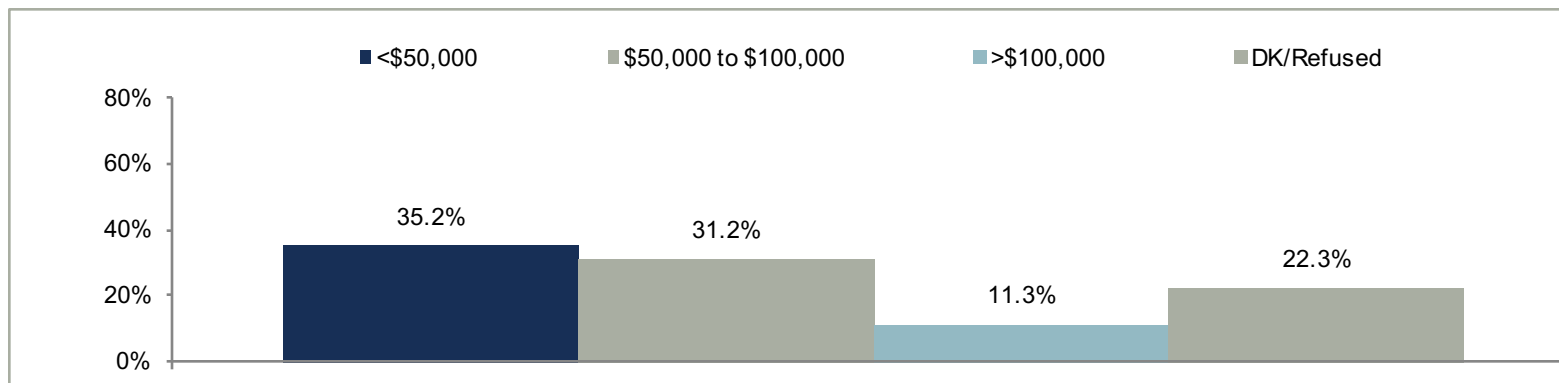


IDEOLOGY AND INCOME

We hear a lot of talk these days about liberals and conservatives. Here is a seven-point scale on which the political views that people might hold are arranged from very liberal to very conservative. Where would you place yourself on this scale, or haven't you thought much about this?



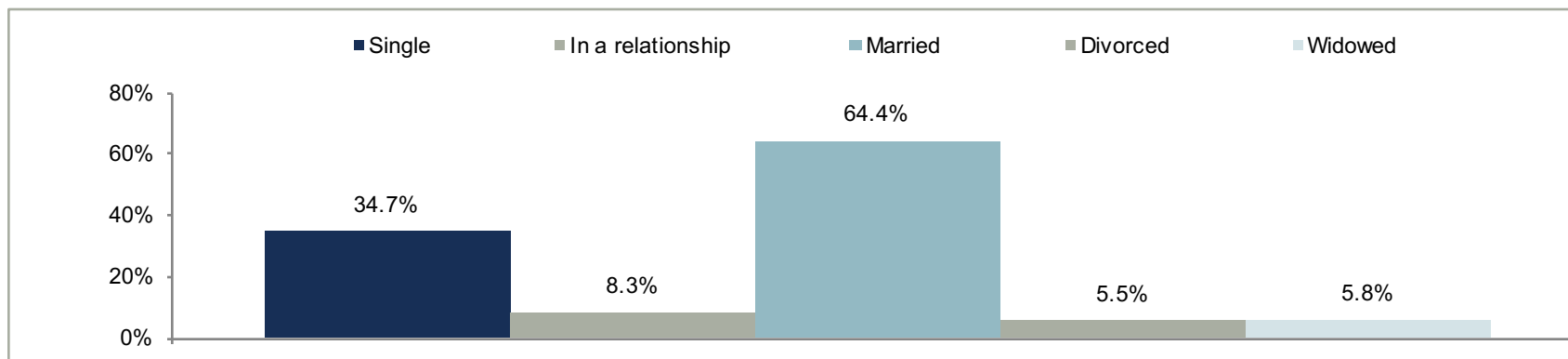
Which of the following best describes your annual household income before taxes?





RELATIONSHIP STATUS AND CHILDREN

What is your relationship status?



Do you currently have any children under the age of 18?

