

# EVICCTIONS IN IDAHO

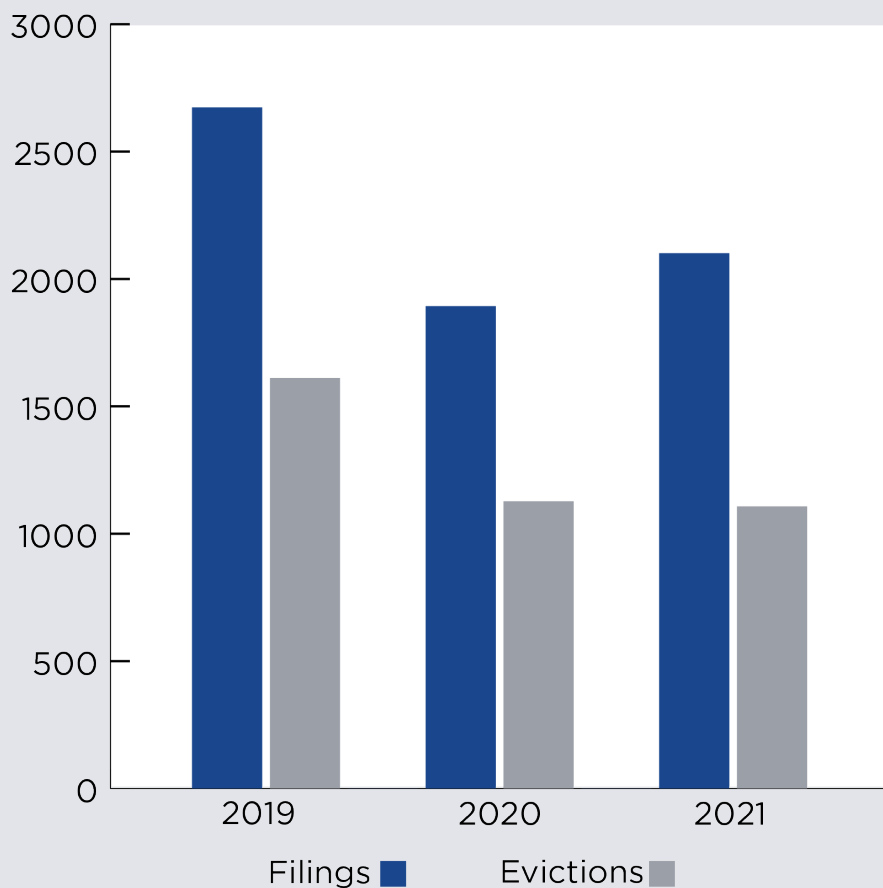
## STATEWIDE DATA FOR 2021

Idaho averaged...

**3.0** evictions per day



### Evictions and Filings from 2019-2021



#### Eviction filings

occur when a landlord initiates an eviction case in court that may or may not result in expulsion of a tenant from a residence.

*increased by 11% from 2020*

#### Formal evictions

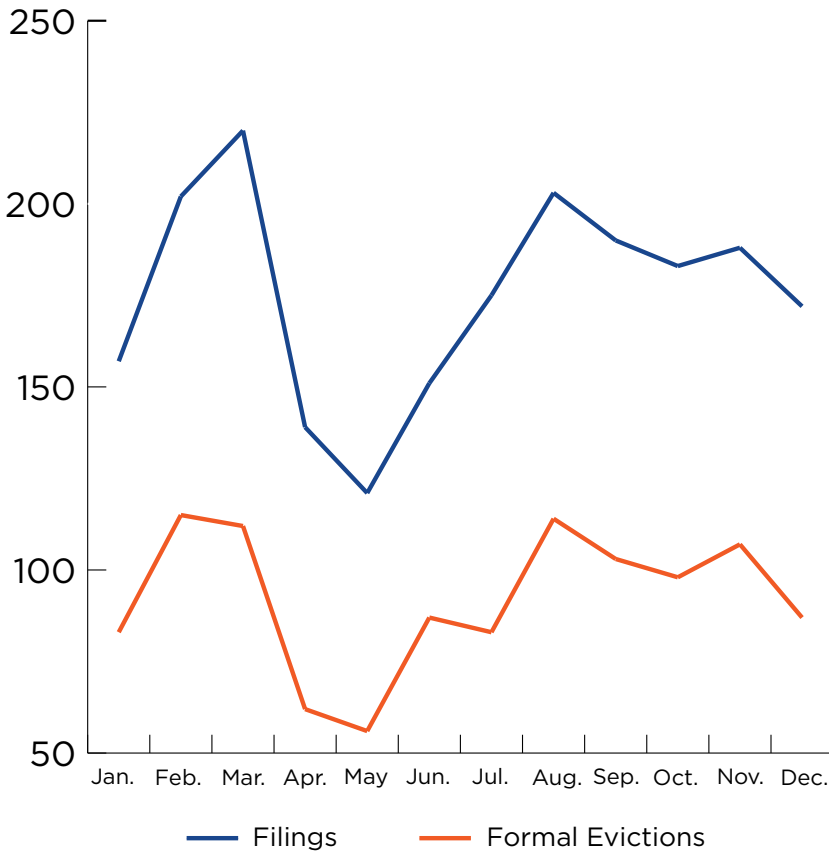
occur when a court judgment results in the expulsion of a tenant from a residence.

*decreased by 1.7% from 2020*

For much of 2021, Idaho residents still had access to emergency rental assistance funds and federal eviction moratoria were still in place. This could explain the lower numbers of formal evictions despite an increase in filings. It may also explain why both the number of filings and formal evictions have not returned to pre-pandemic levels.

FOR COUNTY DATA VISIT THE [IPI EVICTION WEBPAGE](#)

## In 2021...



**52.7%** of renting households with an eviction filing received a formal eviction.

Although the reason for monthly fluctuations in eviction filings is unclear, the spike in August does correlate with the end of the CDC federal eviction moratorium the previous month.

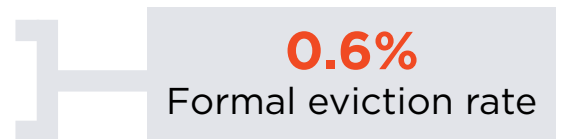
**1,158** landlords filed at least one eviction.

**112** renting households had two or more eviction filings.

**1,975** of Idaho's **189,871** renting households had an eviction filing.



**1,107** Idaho renting households received a formal eviction.



## Census Demographics

Idaho Population: 1,839,106

Non-white Residents: 21.1%

Poverty Rate: 11.9%

Median Household Income: \$58,915

Median Rent: \$887

Median Home Price: \$243,800

Rental Homes: 29.2%

2020 American Community Survey, 5-year Estimates



**BOISE STATE UNIVERSITY**

IDAHO POLICY INSTITUTE

Updated July 2022

Benjamin Larsen, PhD, Research Scholar

McAllister Hall, MA, Research Associate

Lantz McGinnis-Brown, MPA, Research Associate

Information on methodology and

citations available at

[boisestate.edu/sps-ipi/](https://boisestate.edu/sps-ipi/)