

Boise State University Census Day Enrollment Profile Spring 2020

Overall Enrollment

Total Enrollment

	Number
Total Students	22,098
Total Credit Hours	227,848
Total FTE	15,570

*Full-Time Equivalent is calculated by dividing the total credit hours at the lower and upper division by fifteen (15), and at the graduate division by twelve (12).

Career (varies from SBOE definition of these categories)

	Number	Percent
Undergraduate	18,512	83.8%
Graduate	3,586	16.2%

Gender

	Number	Percent
Female	12,691	57.4%
Male	9,282	42.0%
Undeclared	125	0.6%

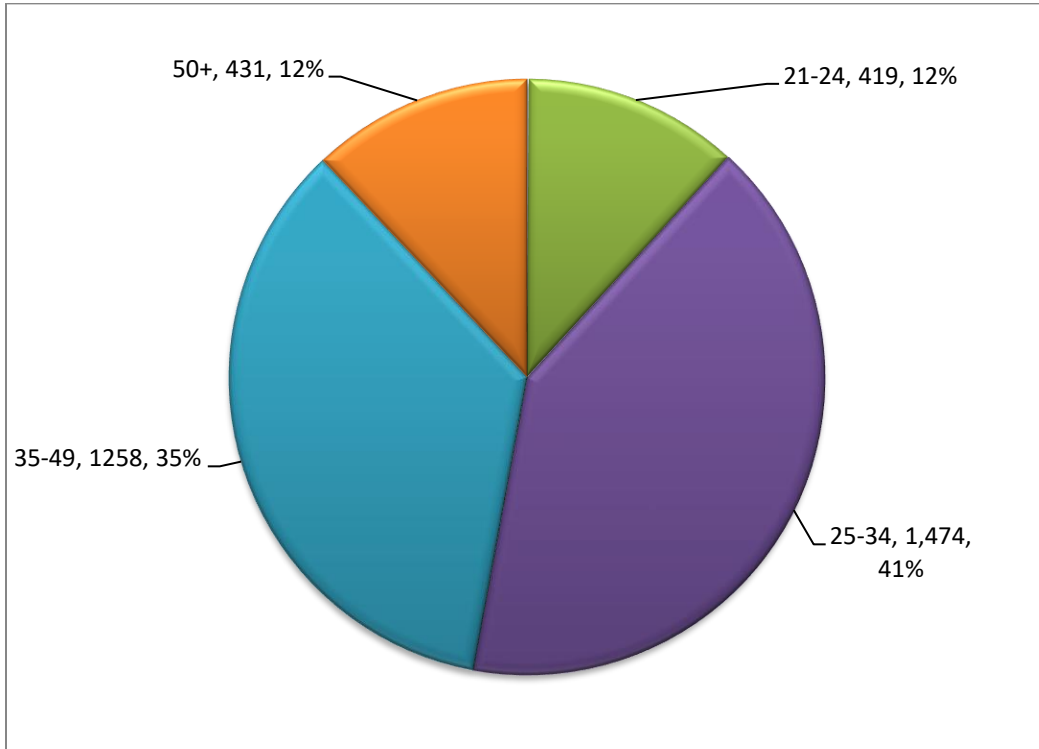
Average Age

Group	Overall	Degree Seeking	Non-Degree Seeking
Undergraduate	22.9	23.8	18.0
Graduate	35.9	34.2	42.0
Total Average Age	25.0	25.3	23.4

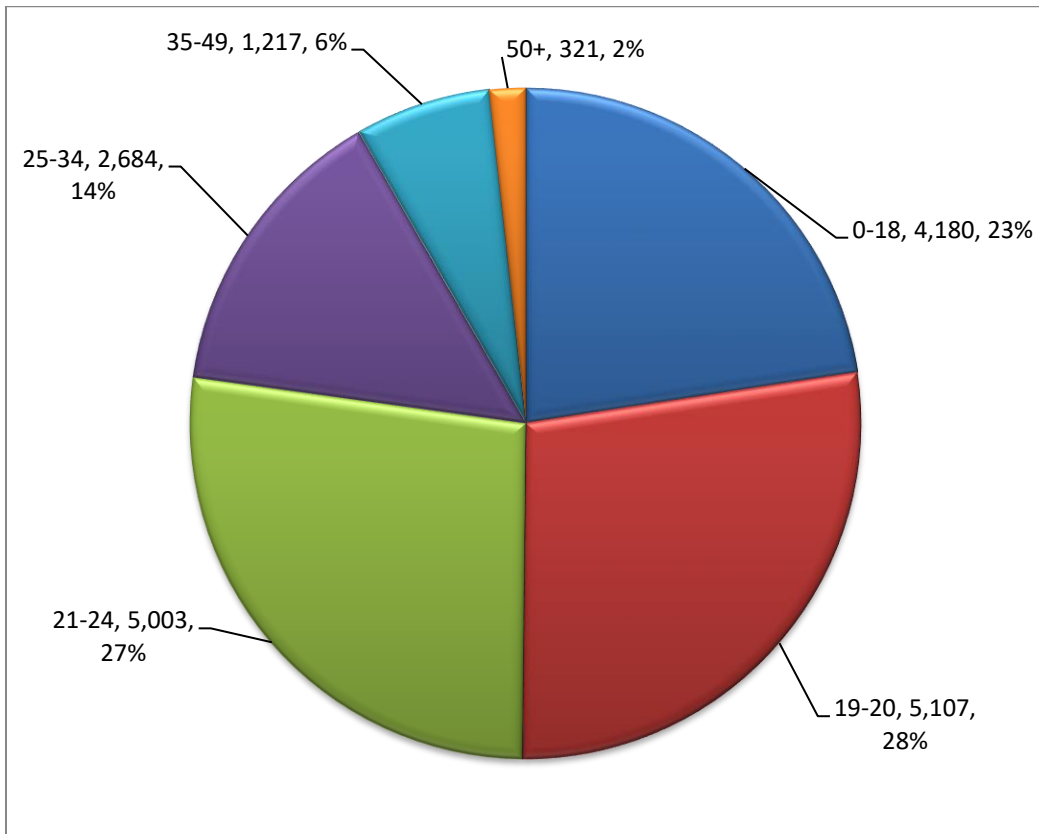
Degree vs. Nondegree Seeking

	Number	Percent
Undergraduate Degree Seeking	15,830	71.6%
Undergraduate Nondegree Seeking	2,682	12.1%
Graduate Degree Seeking	2,821	12.8%
Graduate Nondegree Seeking	765	3.5%

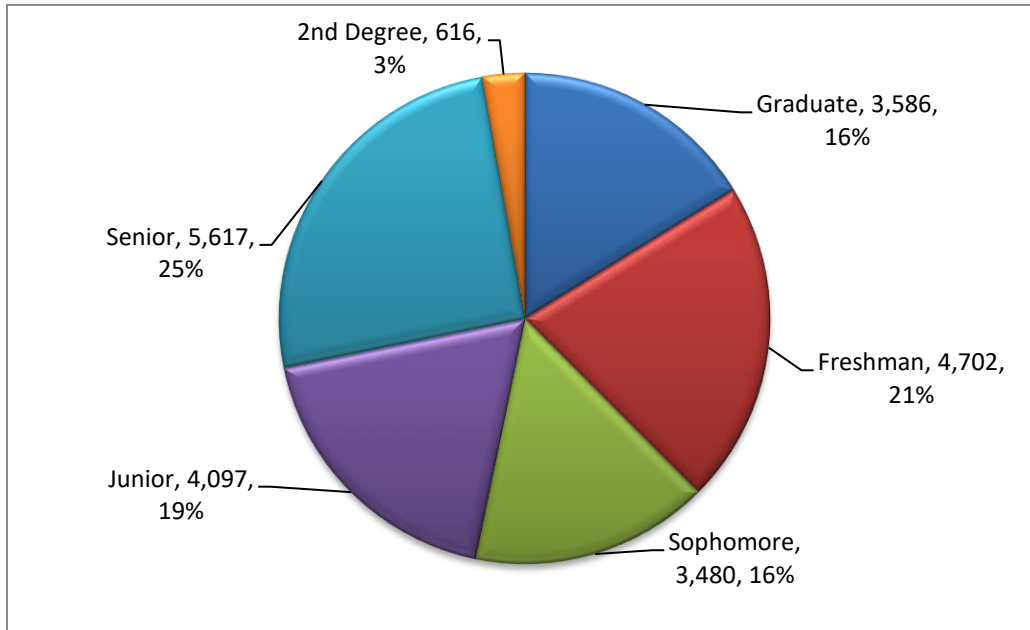
Graduate Age Distribution



Undergraduate Age Distribution



Class Level



Ethnicity

	Undergraduate	Graduate	Total
American Indian/Alaska Native	60 (0.3%)	12 (0.3%)	72 (0.3%)
Asian	478 (2.6%)	75 (2.1%)	553 (2.5%)
Black/African American	301 (1.6%)	80 (2.2%)	381 (1.7%)
Hispanic of any Race	2,526 (13.6%)	174 (4.9%)	2,700 (12.2%)
Native Hawaiian/Other Pacific Islander	84 (0.5%)	9 (0.3%)	93 (0.4%)
Nonresident Alien	183 (1.0%)	156 (4.4%)	339 (1.5%)
Race and Ethnicity Unknown	386 (2.1%)	245 (6.8%)	631 (2.9%)
Two or More Races	927 (5.0%)	62 (1.7%)	989 (4.5%)
White	13,567 (73.3%)	2,773 (77.3%)	16,340 (74.0%)
Grand Total	17,128 (100.0%)	3,237 (100.0%)	20,365 (100.0%)

Citizenship

	Undergraduate		Graduate		Total	
	Number	Percentage	Number	Percentage	Number	Percentage
International	183	1.0%	156	4.4%	339	1.5%
Non-US Citizen/Perm Resident	286	1.5%	67	1.8%	353	1.6%
US Citizen	18,043	97.5%	3,363	93.8%	21,406	96.9%
Grand Total	18,512	100%	3,586	100%	22,098	100%

Idaho Resident/Nonresident (based on official residency classification)

	Undergraduate	Graduate	Total
Non Resident	6,011 (32.5%)	1,305 (36.4%)	7,316 (33.1%)
Resident	12,501 (67.5%)	2,281 (63.6%)	14,782 (66.9%)
Grand Total	18,512 (100.0%)	3,586 (100.0%)	22,098 (100.0%)

Top States (from original permanent address)

STATE	Undergraduate	Graduate	Total
Idaho	11,937 (64.5%)	2,080 (58.0%)	14,017 (63.4%)
California	2,908 (15.7%)	249 (6.9%)	3,157 (14.3%)
Washington	1,480 (8.0%)	169 (4.7%)	1,649 (7.5%)
Oregon	436 (2.4%)	106 (3.0%)	542 (2.5%)
Nevada	222 (1.2%)	40 (1.1%)	262 (1.2%)
Utah	74 (0.4%)	103 (2.9%)	177 (0.8%)
Colorado	118 (0.6%)	40 (1.1%)	158 (0.7%)
Alaska	128 (0.7%)	26 (0.7%)	154 (0.7%)
Montana	127 (0.7%)	26 (0.7%)	153 (0.7%)
Texas	96 (0.5%)	42 (1.2%)	138 (0.6%)
Arizona	108 (0.6%)	27 (0.8%)	135 (0.6%)
Florida	57 (0.3%)	29 (0.8%)	86 (0.4%)
Hawaii	65 (0.4%)	7 (0.2%)	72 (0.3%)
Virginia	33 (0.2%)	35 (1.0%)	68 (0.3%)
Illinois	35 (0.2%)	27 (0.8%)	62 (0.3%)
Pennsylvania	32 (0.2%)	29 (0.8%)	61 (0.3%)
Wyoming	42 (0.2%)	14 (0.4%)	56 (0.3%)
New York	25 (0.1%)	30 (0.8%)	55 (0.2%)
Michigan	27 (0.1%)	24 (0.7%)	51 (0.2%)
Minnesota	23 (0.1%)	27 (0.8%)	50 (0.2%)
North Carolina	17 (0.1%)	26 (0.7%)	43 (0.2%)
Ohio	15 (0.1%)	26 (0.7%)	41 (0.2%)
Georgia	22 (0.1%)	17 (0.5%)	39 (0.2%)
Wisconsin	15 (0.1%)	20 (0.6%)	35 (0.2%)
Maryland	18 (0.1%)	14 (0.4%)	32 (0.1%)
Northern Mariana Islands	28 (0.2%)	4 (0.1%)	32 (0.1%)
Total States Represented	50		

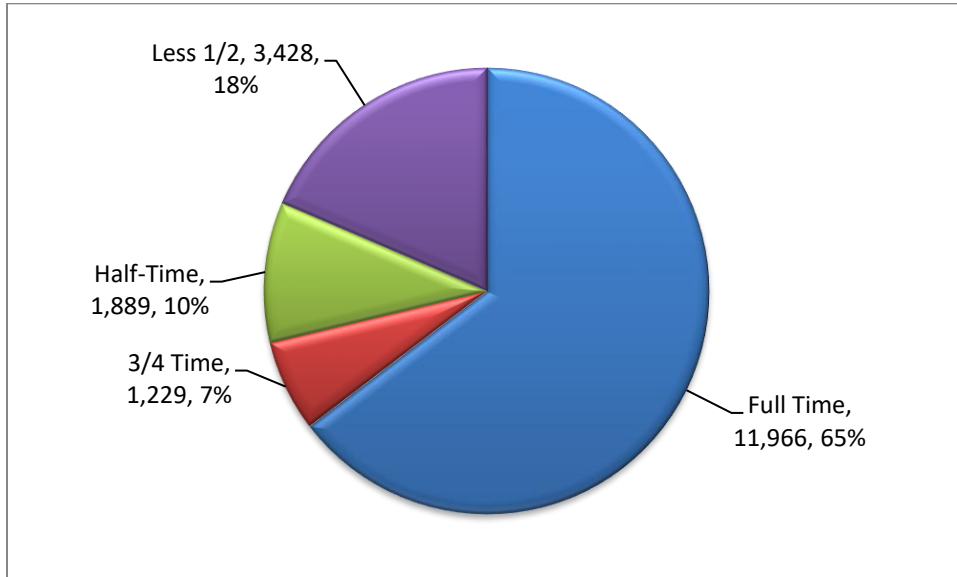
Top Countries (from citizenship)

Country	Total	Percentage
United States	21,560	97.6%
Mexico	58	0.3%
India	38	0.2%
Canada	38	0.2%
China	31	0.1%
Saudi Arabia	27	0.1%
Bangladesh	25	0.1%
Nepal	24	0.1%
Viet Nam	24	0.1%
Iran	21	0.1%
United Kingdom	15	0.1%
Spain	13	0.1%
Korea, Republic of	13	0.1%

Top Cities (from original permanent address)

	Undergraduate	Graduate	Total
Boise	4,105 (22.2%)	921 (25.7%)	5,026 (22.7%)
Meridian	2,362 (12.8%)	214 (6.0%)	2,576 (11.7%)
Nampa	1,047 (5.7%)	139 (3.9%)	1,186 (5.4%)
Eagle	666 (3.6%)	66 (1.8%)	732 (3.3%)
Caldwell	367 (2.0%)	66 (1.8%)	433 (2.0%)
Twin Falls	299 (1.6%)	53 (1.5%)	352 (1.6%)
Mountain Home	233 (1.3%)	58 (1.6%)	291 (1.3%)
Kuna	240 (1.3%)	36 (1.0%)	276 (1.2%)
Idaho Falls	235 (1.3%)	38 (1.1%)	273 (1.2%)
Coeur d Alene	167 (0.9%)	20 (0.6%)	187 (0.8%)
Vancouver	161 (0.9%)	14 (0.4%)	175 (0.8%)
Emmett	158 (0.9%)	13 (0.4%)	171 (0.8%)
Star	150 (0.8%)	19 (0.5%)	169 (0.8%)
Spokane	105 (0.6%)	14 (0.4%)	119 (0.5%)
San Diego	92 (0.5%)	5 (0.1%)	97 (0.4%)
Hailey	76 (0.4%)	21 (0.6%)	97 (0.4%)
Pocatello	60 (0.3%)	26 (0.7%)	86 (0.4%)
Post Falls	71 (0.4%)	12 (0.3%)	83 (0.4%)
Middleton	66 (0.4%)	10 (0.3%)	76 (0.3%)
Camas	75 (0.4%)	1 (0.0%)	76 (0.3%)
Jerome	55 (0.3%)	19 (0.5%)	74 (0.3%)
Roseville	69 (0.4%)	2 (0.1%)	71 (0.3%)
Las Vegas	57 (0.3%)	14 (0.4%)	71 (0.3%)
Burley	56 (0.3%)	10 (0.3%)	66 (0.3%)

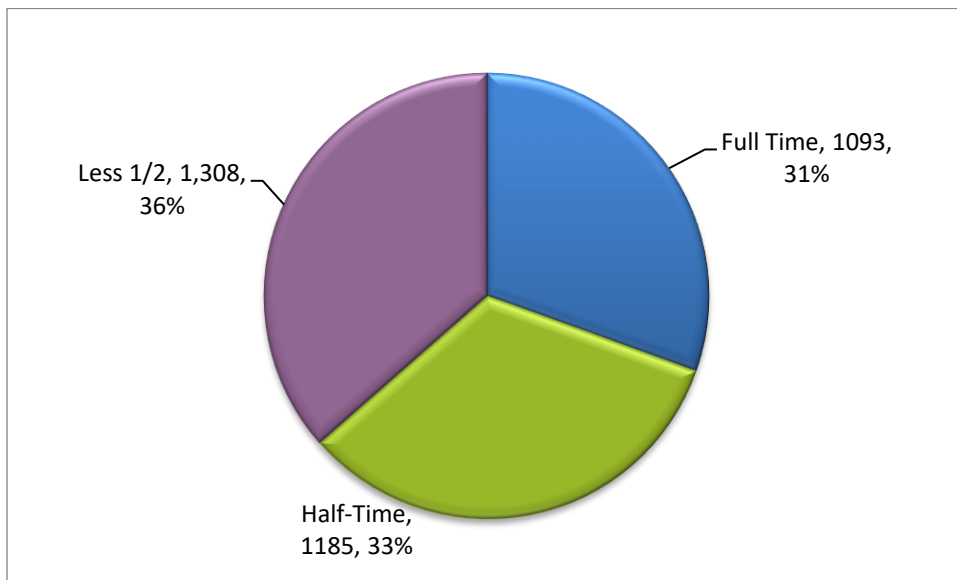
Credit Load – Undergraduate



Undergraduate Enrollment Status

Full Time: 12+
3/4 Time: 9 to 11
1/2 Time: 6 to 8
< 1/2 Time: 5 or less
No units into <1/2 time

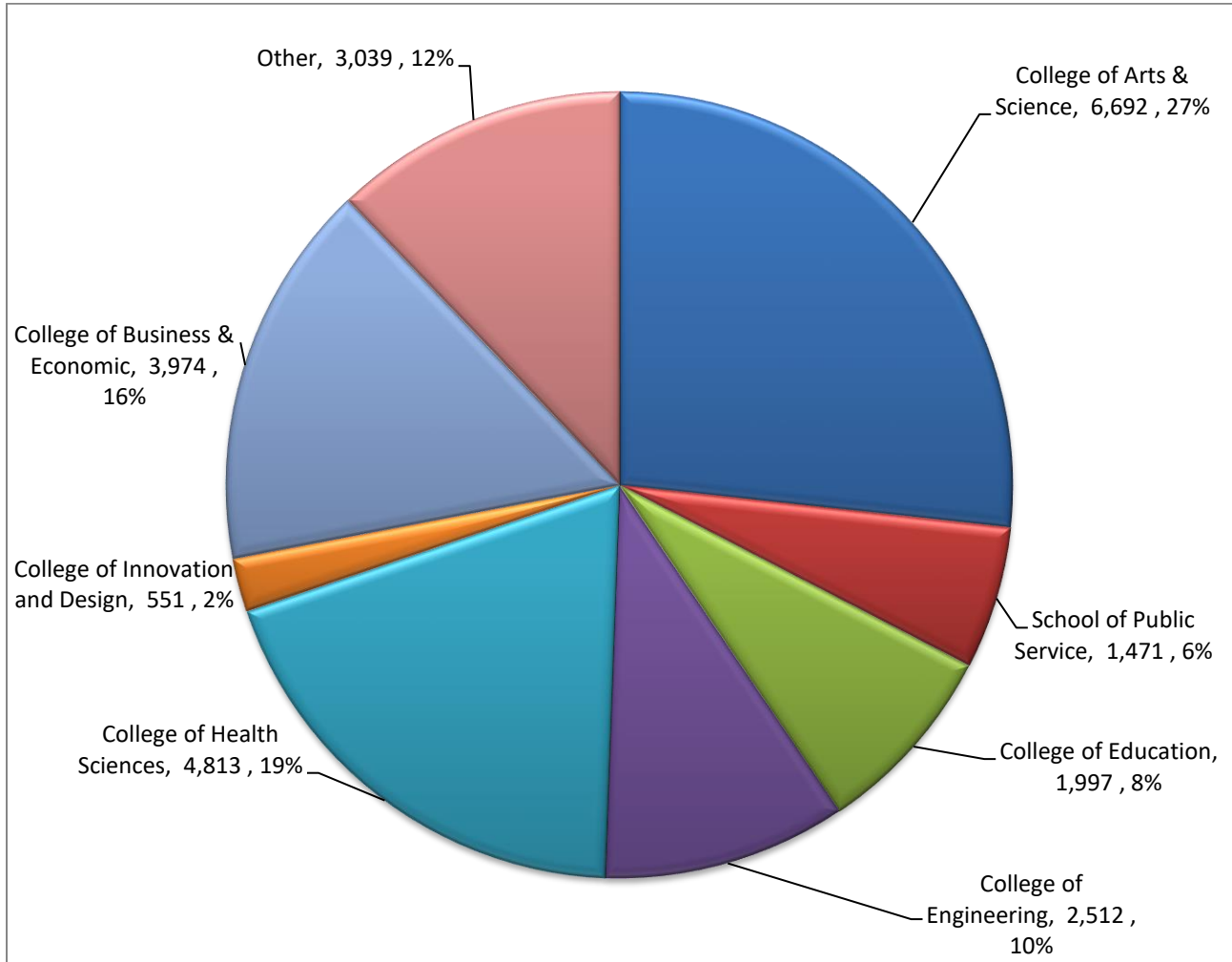
Credit Load – Graduate



Graduate Enrollment Status

Full Time: 9+
1/2 Time: 5 to 8
< 1/2 Time: 4 or less
No units into <1/2 time

Enrollment by College



Headcount at Campus Location (duplicative)

LOCATION	NUMBER
Boise Campus (MAIN)	15,521
Electronic Campus (ELECCAMPUS)	10,093
Concurrent Enrollment at High Schools	909
Boise State Center at CWI (BOISE-CWI)	238
Idaho Digital Learning Academy (ID DIGITAL)	178
College of Southern Idaho (TWINFLSCSI)	48
Boise Downtown (BODO)	23
LCSC-Coeur d'Alene (LCSC CDA)	16
Boise Public Library (BOIPUBLIB)	12
Micron Technology (MICRON)	10
Meridian Medicl Arts Chrtr Sch (MRDNMACHAR)	5
Ada Professional-Tech Center (ADAPRFTCHC)	2
Other	30
Grand Total	27,085

Credits Generated at Campus Location

LOCATION	CREDITS
Boise Campus (MAIN)	162,234
Electronic Campus (ELECCAMPUS)	55,426
Concurrent Credit at K-12 Schools	7,379
Boise State Center at CWI (BOISE-CWI)	903
Idaho Digital Learning Academy (ID DIGITAL)	841
College of Southern Idaho (TWINFLSCSI)	348
Ada Professional-Tech Center (ADAPRFTCHC)	306
LCSC-Coeur d'Alene (LCSC CDA)	189
Boise Downtown (BODO)	69
Micron Technology (MICRON)	40
Boise Public Library (BOIPUBLIB)	12
Meridian Medical Arts Chrtr Sch (MRDNMACHAR)	5
Other	96
Grand Total	227,848