

Boise State University 10th Day Enrollment Profile Fall 2004

Overall Enrollment

Total Enrollment

	Number
Total Students	18,456
Total Credit Hours	197,948
Total FTE	13,345

Career (varies from SBOE definition of these categories)

	Number	Percent
Undergraduate	15,636	84.7%
Graduate	1,618	8.8%
Applied Tech	1,202	6.5%

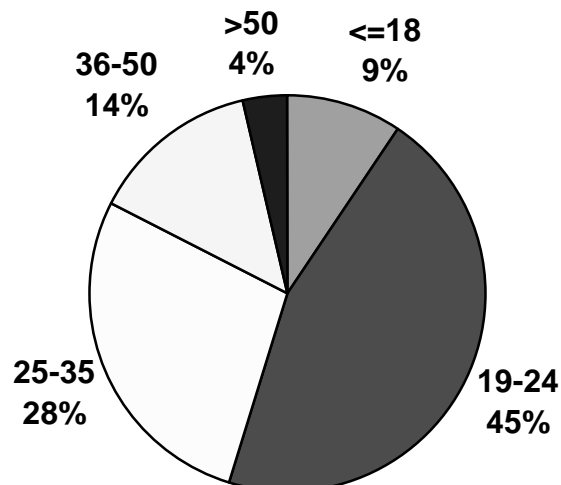
Gender

	Number	Percent
Female	9,901	53.6%
Male	8,514	46.2%
Unknown	41	0.2%

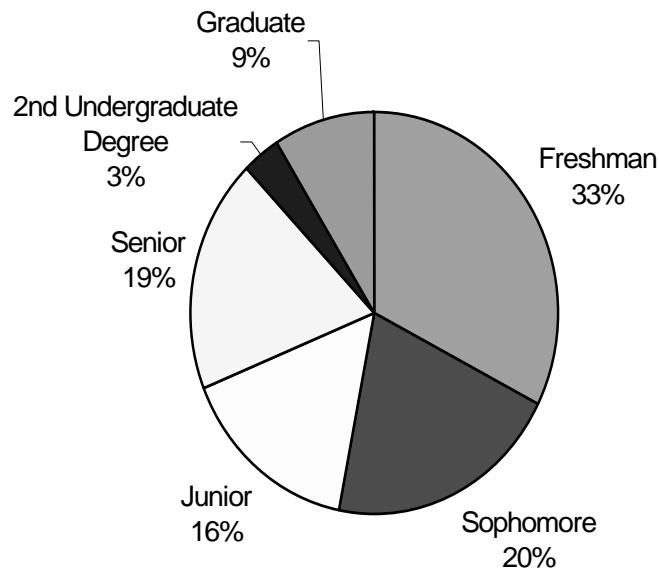
Average Age

Group	Average Age
Undergraduate	26
Graduate	36
Applied Technology	31
Total Average Age	27

Age Distribution



Class Level



Ethnicity

	Number	Percent
White	15,189	82.3%
Hispanic	996	5.3%
Asian American	488	2.6%
Black/African American	251	1.4%
Native American	180	1.0%
Did Not Respond	1,353	7.4%

Citizenship

	Number	Percent
International	260	1.4%
Permanent Resident	453	2.5%
US Citizen	17,743	96.1%

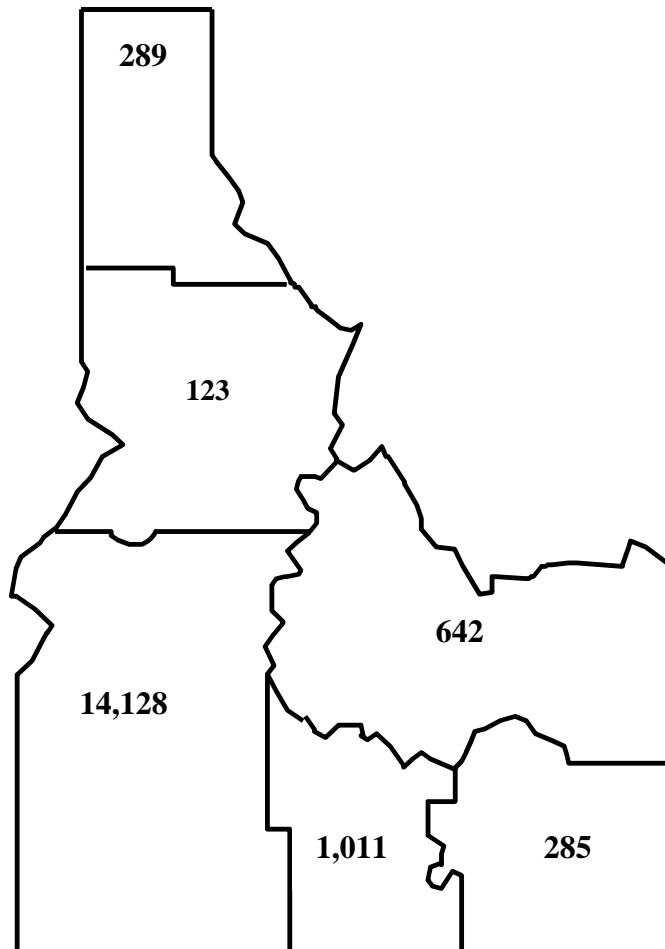
Idaho Resident/Nonresident (based on official residency classification)

	Number	Percent
Nonresident	1,664	9.0%
Resident	16,792	91.0%

Top States (from original permanent address)

	Number	Percent
Idaho	16,478	87.7%
Oregon	373	2.0%
Washington	281	1.5%
California	268	1.5%
Montana	122	<1.0%
Nevada	114	<1.0%
Utah	95	<1.0%
Texas	60	<1.0%
Colorado	60	<1.0%
Wyoming	52	<1.0%
Alaska	44	<1.0%
Arizona	41	<1.0%
<i>Total US States Represented</i>	50	100%

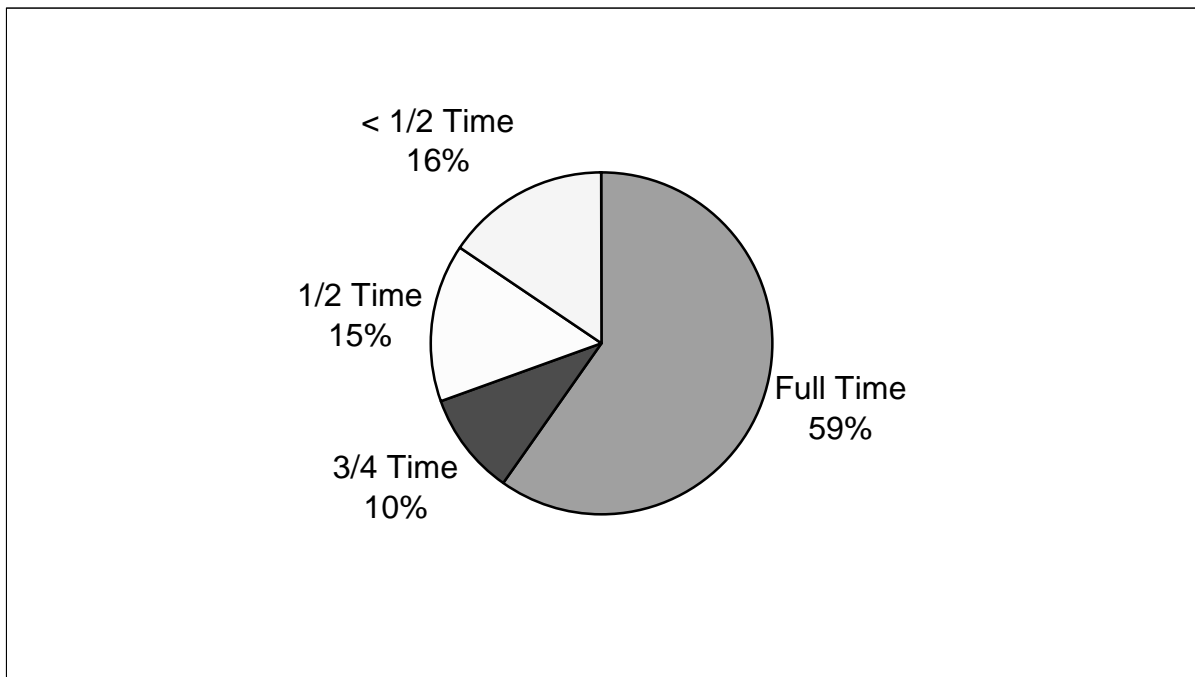
Enrollment By Region of State



Top Cities (from original permanent address)

	Number	Percent
Boise	8,283	45%
Nampa	1,377	8%
Meridian	1,254	7%
Caldwell	666	4%
Eagle	474	3%
Mountain Home	435	2%
Kuna	320	2%
Idaho Falls	279	2%
Twin Falls	255	1%
Emmett	228	1%
Pocatello	134	<1%
Mountain Home AFB	118	<1%
Middleton	110	<1%
Burley	96	<1%
Star	88	<1%
Rexburg	75	<1%
Jerome	73	<1%
Rupert	60	<1%
Coeur d'Alene	57	<1%
Wilder	56	<1%
Fruitland	56	<1%
McCall	55	<1%
Payette	55	<1%
Homedale	52	<1%
Melba	52	<1%
Hailey	51	<1%

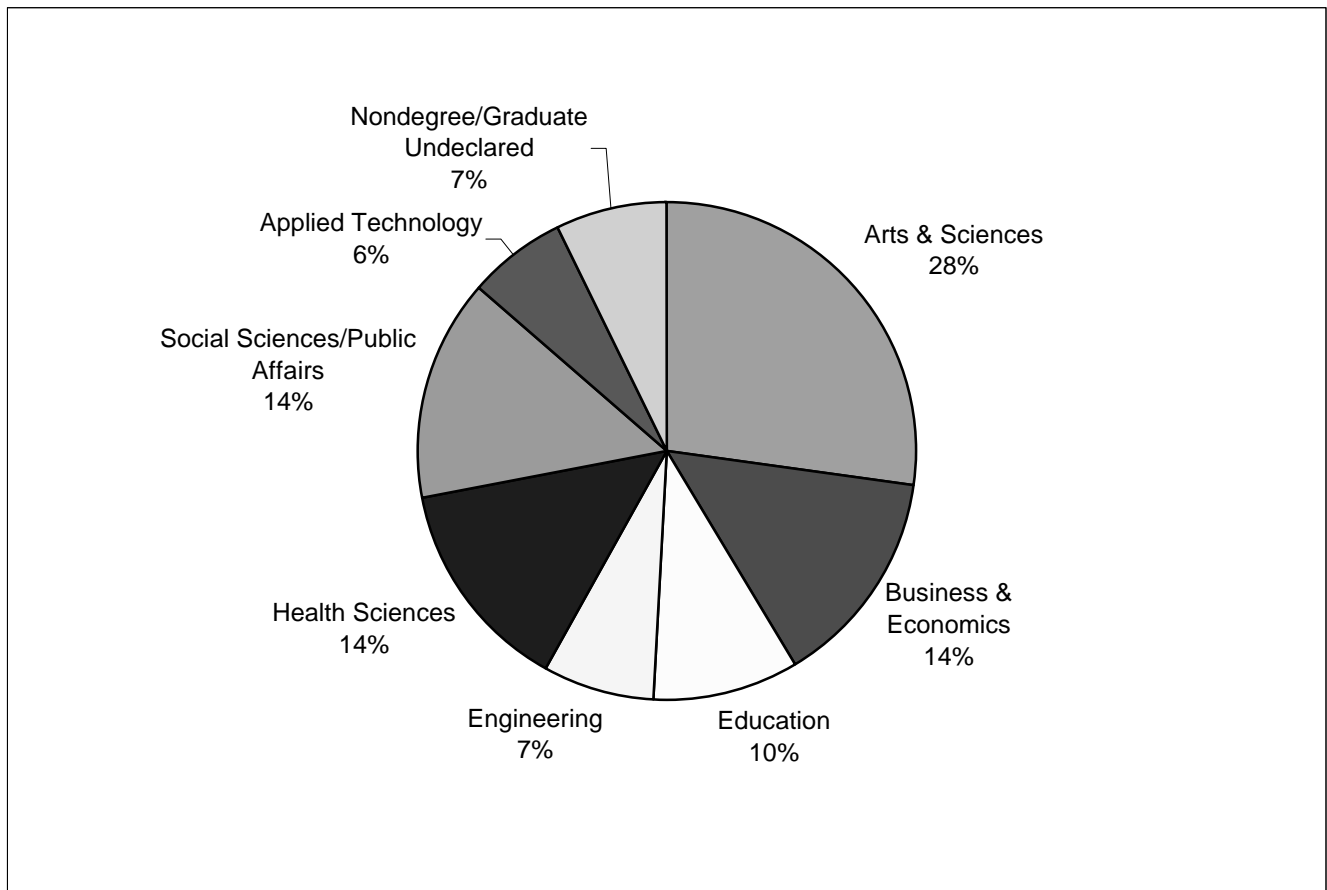
Credit Load



Attendance Status

	Number	Percent
Incoming Undergraduate	4,647	25%
New Freshman	2,165	
Transfer	978	
Transfer Readmit	279	
Readmit	1,172	
Additional Degree	53	
Continuing Undergraduate	10,989	60%
Incoming Applied Tech	470	3%
Continuing Applied Tech	732	4%
Incoming Graduate	434	2%
Continuing Graduate	1,184	6%

College



Headcount at Campus Location (duplicative)

	Number
Boise	16,740
Electronic Campus	2,038
Canyon County	1,768
Gowen Field	993
Mountain Home AFB	225
Twin Falls	140
Micron	87
Mountain Home High School	43

Credits Generated at Campus Location

	Number	Percent
Boise	173,509	87.7%
Canyon County	10,098	5.1%
Electronic Campus	8,048	4.1%
Gowen Field	3,408	1.7%
Mountain Home AFB	1,050	>1.0%
Twin Falls	819	>1.0%
Micron	352	<1.0%
Mountain Home High School	172	<1.0%