

Canyon County Center

Profile of Students

A Report of Credit-Bearing Students as of the 10th Day of the Fall 2000 Semester

Total Enrolled

	Number	Percent
Total Students	1,070	100%
Total Credit Hours	5,826	100%

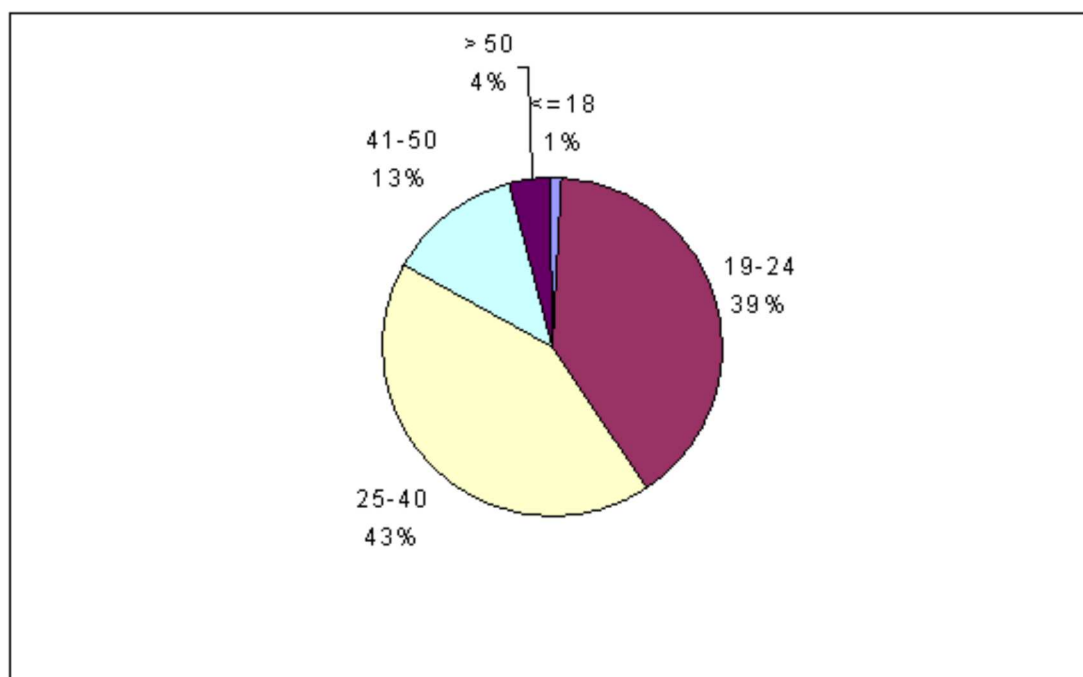
Career

	Number	Percent
Applied Tech	90	8.4%
Graduate	46	8.8%
Undergraduate	934	87.3%

Gender

	Number	Percent
Female	728	68%
Male	342	32%

Age



Ethnicity

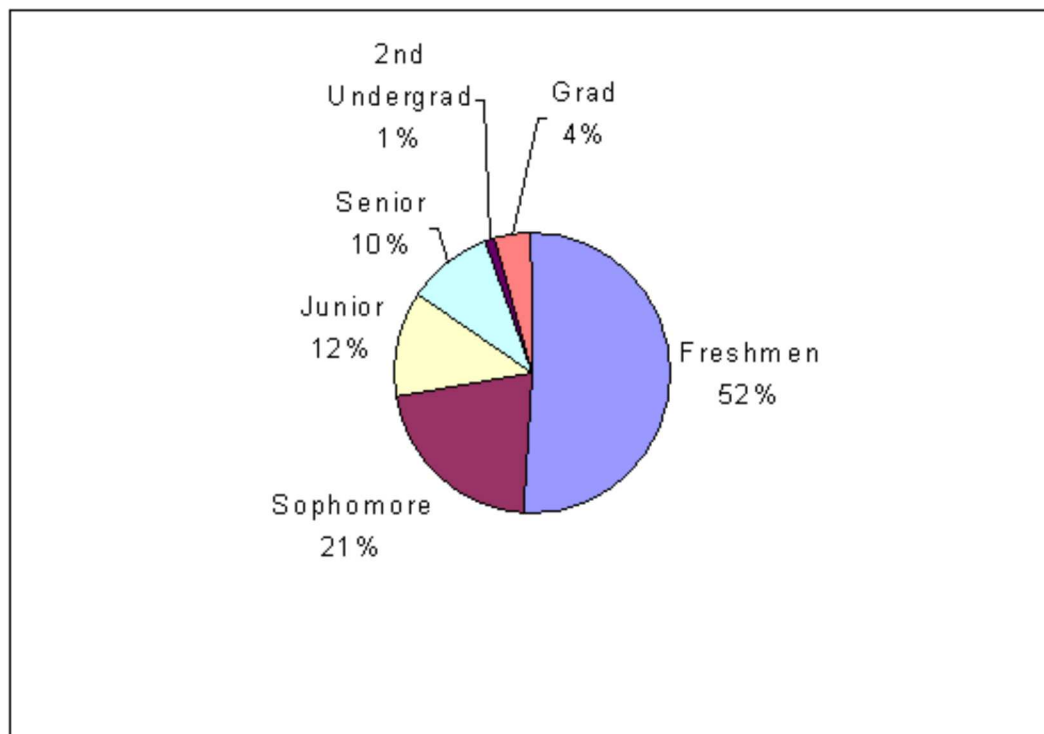
	Number	Percent
Asian American	14	1.3%
Black/African American	6	0.6%
Hispanic	121	11.3%

Native American	16	1.5%
White	857	80.3%
Did Not Respond		5.0%

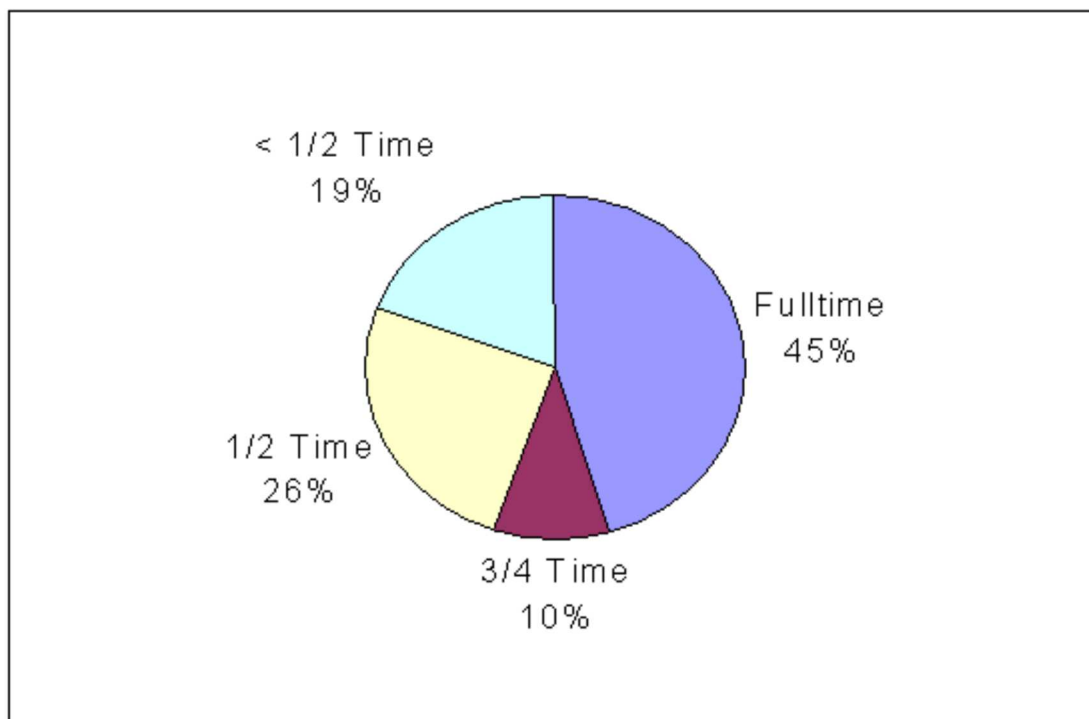
Citizenship

	Number	Percent
US Citizen	1045	97.7%
Permanent Resident	23	2.1%
International	2	0.2%

Class Level



Credit Load



Canyon County Students Relationship With Boise Campus

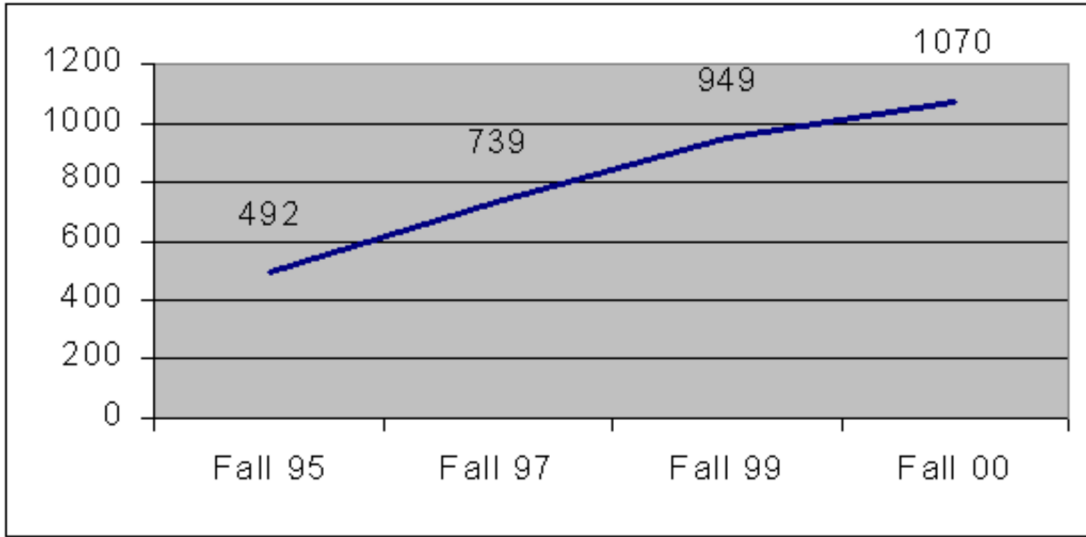
	Number	Percent
Students Enrolled at Both	578	54.0%
Avg. Credit Load at CC	5.5	

Top Cities

	Number	Percent
Nampa	417	39%
Caldwell	209	20%
Meridian	54	5%
Middleton	32	3%

Top Majors

	Number	Percent
Courses of Interest		14%
Elementary Education		7%
Nursing		6%
Accounting		4%
Practical Nursing		3%
General Business Mngt		3%



Canyon County Center Growth Trend – Headcount

Canyon County Center Growth Trend – Credit Hours

