

# Boise State University Census Day Enrollment Profile Spring 2017

## *Overall Enrollment*

### Total Enrollment

	Number
<b>Total Students</b>	20,350
<b>Total Credit Hours</b>	208,672
<b>Total FTE</b>	14,260

\*Full-Time Equivalent is calculated by dividing the total credit hours at the lower and upper division by fifteen (15), and at the graduate division by twelve (12).

### Career (varies from SBOE definition of these categories)

	Number	Percent
<b>Undergraduate</b>	16,672	81.9%
<b>Graduate</b>	3,678	18.1%

### Gender

	Number	Percent
<b>Female</b>	11,278	55.4%
<b>Male</b>	8,896	43.7%
<b>Undeclared</b>	176	0.9%

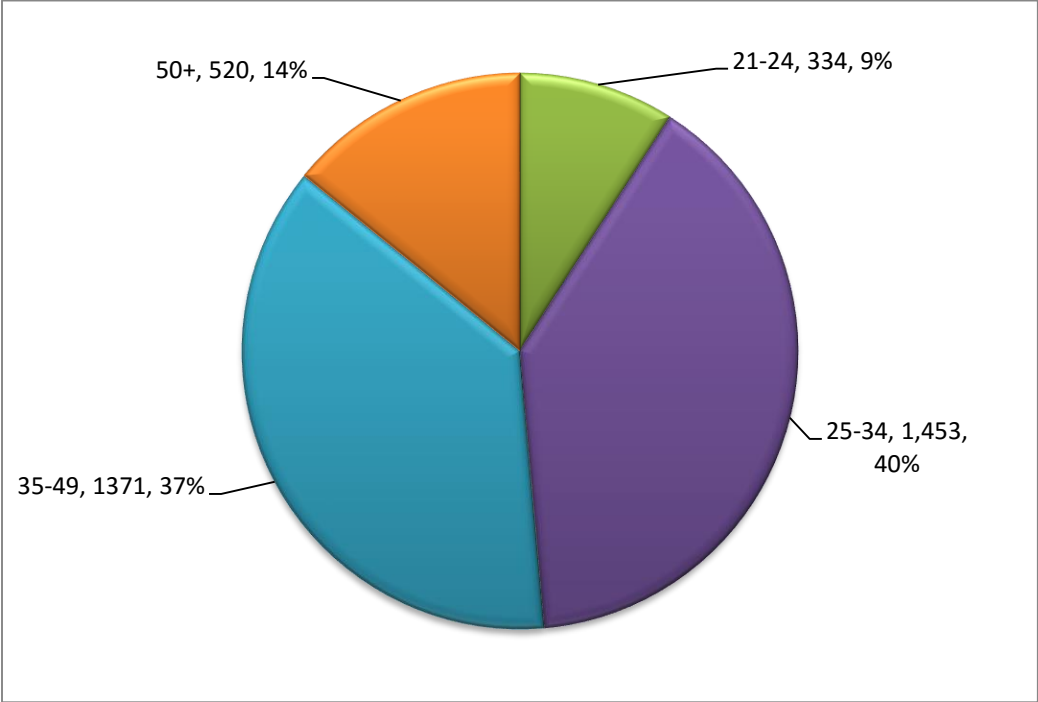
### Average Age

Group	Overall	Degree Seeking	Non-Degree Seeking
<b>Undergraduate</b>	23.9	24.5	18.6
<b>Graduate</b>	37.1	35.1	42.0
<b>Total Average Age</b>	26.3	26.1	27.4

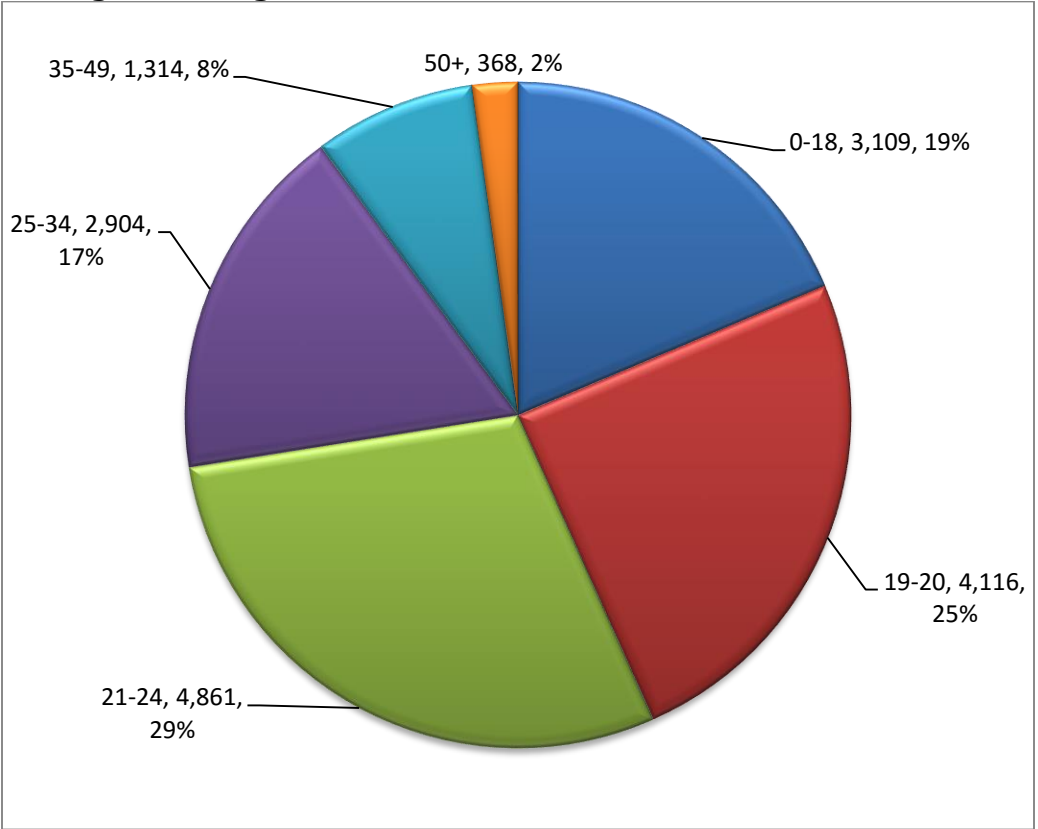
### Degree vs. Nondegree Seeking

	Number	Percent
<b>Undergraduate Degree Seeking</b>	14,872	73.1%
<b>Undergraduate Nondegree Seeking</b>	1,800	8.8%
<b>Graduate Degree Seeking</b>	2,584	12.7%
<b>Graduate Nondegree Seeking</b>	1,094	5.4%

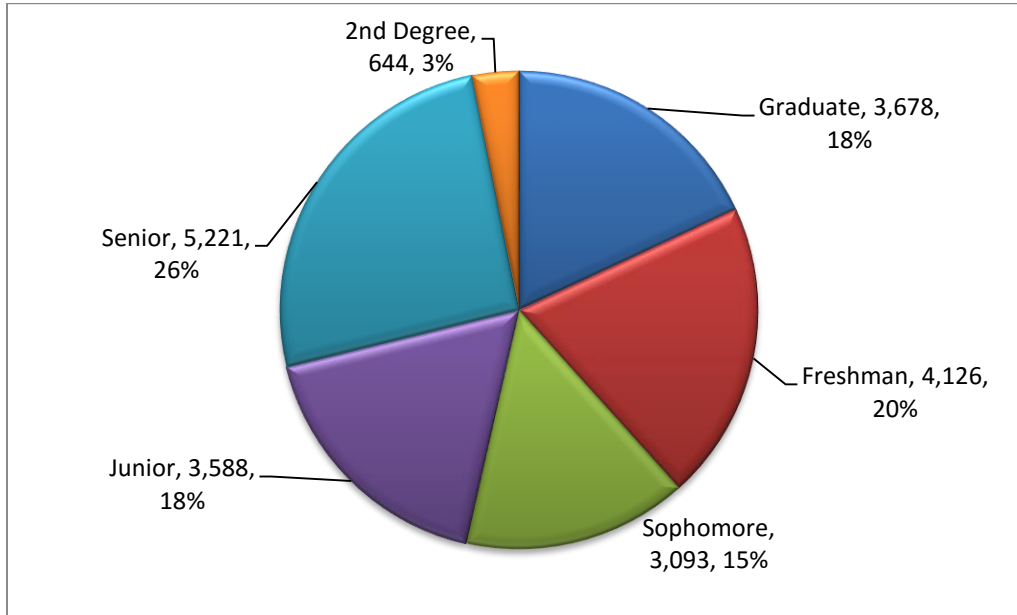
### Graduate Age Distribution



### Undergraduate Age Distribution



## Class Level



## Ethnicity

	Undergraduate	Graduate	Total
American Indian/Alaska Native	82 (0.5%)	18 (0.5%)	100 (0.5%)
Asian	368 (2.2%)	84 (2.3%)	452 (2.2%)
Black/African American	272 (1.6%)	57 (1.5%)	329 (1.6%)
Hispanic of any Race	1,996 (12.0%)	241 (6.5%)	2,237 (11.0%)
Native Hawaiian/Other Pacific Islander	70 (0.4%)	6 (0.2%)	76 (0.4%)
Nonresident Alien	551 (3.3%)	140 (3.8%)	691 (3.4%)
Race and Ethnicity Unknown	271 (1.6%)	167 (4.5%)	438 (2.1%)
Two or More Races	773 (4.7%)	39 (1.1%)	812 (4.0%)
White	12,289 (73.7%)	2,926 (79.6%)	15,215 (74.8%)
<b>Grand Total</b>	<b>16,672 (100.0%)</b>	<b>3,678 (100.0%)</b>	<b>20,350 (100.0%)</b>

## Citizenship

	Undergraduate		Graduate		Total	
	Number	Percentage	Number	Percentage	Number	Percentage
International	551	3.3%	140	3.8%	691	3.4%
Non-US Citizen/Perm Resident	280	1.7%	69	1.9%	349	1.7%
US Citizen	15,841	95.0%	3,469	94.3%	19,310	94.9%
<b>Grand Total</b>	<b>16,672</b>	<b>100%</b>	<b>3,678</b>	<b>100%</b>	<b>20,350</b>	<b>100%</b>

## Idaho Resident/Nonresident (based on official residency classification)

	Undergraduate	Graduate	Total
Non Resident	4,463 (26.8%)	1,077 (29.3%)	5,540 (27.2%)
Resident	12,209 (73.2%)	2,601 (70.7%)	14,810 (72.8%)
<b>Grand Total</b>	<b>16,672 (100.0%)</b>	<b>3,678 (100.0%)</b>	<b>20,350 (100.0%)</b>

## Top States (from original permanent address)

STATE	Undergraduate	Graduate	Total
Idaho	11,466 (68.8%)	2,467 (67.1%)	13,933 (68.5%)
California	1,955 (11.7%)	142 (3.9%)	2,097 (10.3%)
Washington	904 (5.4%)	148 (4.0%)	1,052 (5.2%)
Oregon	363 (2.2%)	101 (2.7%)	464 (2.3%)
Nevada	251 (1.5%)	30 (0.8%)	281 (1.4%)
Colorado	117 (0.7%)	35 (1.0%)	152 (0.7%)
Utah	89 (0.5%)	62 (1.7%)	151 (0.7%)
Montana	110 (0.7%)	24 (0.7%)	134 (0.7%)
Alaska	118 (0.7%)	11 (0.3%)	129 (0.6%)
Arizona	86 (0.5%)	34 (0.9%)	120 (0.6%)
Texas	75 (0.4%)	43 (1.2%)	118 (0.6%)
Florida	50 (0.3%)	20 (0.5%)	70 (0.3%)
Virginia	38 (0.2%)	22 (0.6%)	60 (0.3%)
Hawaii	50 (0.3%)	8 (0.2%)	58 (0.3%)
Illinois	30 (0.2%)	27 (0.7%)	57 (0.3%)
Pennsylvania	25 (0.1%)	32 (0.9%)	57 (0.3%)
New York	26 (0.2%)	22 (0.6%)	48 (0.3%)
Wyoming	41 (0.2%)	7 (0.2%)	48 (0.3%)
Ohio	18 (0.1%)	28 (0.8%)	46 (0.2%)
Georgia	24 (0.1%)	20 (0.5%)	44 (0.2%)
Michigan	23 (0.1%)	21 (0.6%)	44 (0.2%)
Minnesota	20 (0.1%)	22 (0.6%)	42 (0.2%)
North Carolina	19 (0.1%)	18 (0.5%)	37 (0.2%)
Indiana	25 (0.1%)	8 (0.2%)	33 (0.2%)
New Mexico	19 (0.1%)	9 (0.2%)	28 (0.1%)
New Jersey	7 (0.0%)	20 (0.5%)	27 (0.1%)
Total States Represented	50		

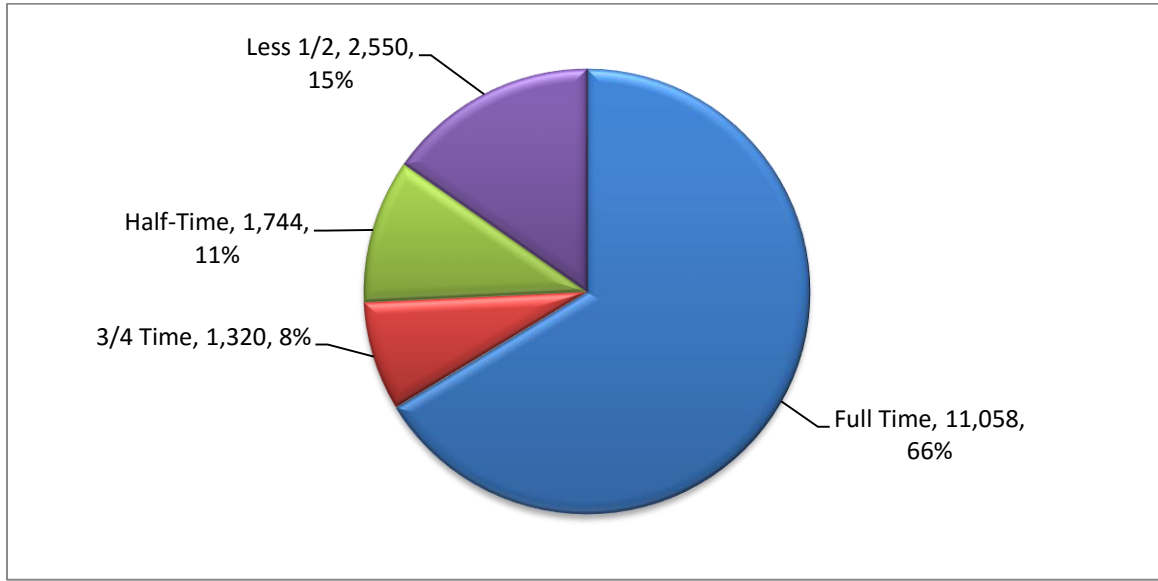
## Top Countries (from citizenship)

Country	Total	Percentage
United States	19,702	96.8%
Kuwait	187	0.9%
Saudi Arabia	97	0.5%
Canada	36	0.2%
Korea, Republic of	32	0.2%
China	26	0.1%
India	25	0.1%
Nepal	24	0.1%
Bangladesh	18	0.1%
Viet Nam	17	0.1%
Japan	15	0.1%
United Kingdom	14	0.1%
Mexico	11	0.1%

## Top Cities (from original permanent address)

	Undergraduate	Graduate	Total
Boise	4,366 (26.2%)	1,061(28.8%)	5,427 (26.7%)
Meridian	1,730 (10.4%)	190 (5.2%)	1,920 (9.4%)
Nampa	1,024 (6.1%)	175 (4.8%)	1,199 (5.9%)
Eagle	552 (3.3%)	73 (2.0%)	625 (3.1%)
Caldwell	374 (2.2%)	81 (2.2%)	455 (2.2%)
Twin Falls	240 (1.4%)	61 (1.7%)	301 (1.5%)
Idaho Falls	230 (1.4%)	67 (1.8%)	297 (1.5%)
Kuna	245 (1.5%)	46 (1.3%)	291 (1.4%)
Mountain Home	243 (1.5%)	45 (1.2%)	271 (1.4%)
Emmett	204 (1.2%)	26 (0.7%)	230 (1.1%)
Coeur d Alene	148 (0.9%)	30 (0.8%)	178 (0.9%)
Star	127 (0.8%)	13 (0.4%)	140 (0.7%)
Pocatello	84 (0.5%)	41 (1.1%)	125 (0.6%)
Hailey	79 (0.5%)	25 (0.7%)	104 (0.5%)
Middleton	90 (0.5%)	8 (0.2%)	98 (0.5%)
Fruitland	77 (0.5%)	12 (0.3%)	89 (0.4%)
Vancouver	77 (0.5%)	10 (0.3%)	87 (0.4%)
Las Vegas	83 (0.5%)	3 (0.1%)	86 (0.4%)
Jerome	61 (0.4%)	20 (0.5%)	81 (0.4%)
Burley	63 (0.4%)	12 (0.3%)	75 (0.4%)
Post Falls	54 (0.3%)	16 (0.4%)	70 (0.3%)
Rexburg	37 (0.2%)	29 (0.8%)	66 (0.3%)
Spokane	54 (0.3%)	12 (0.3%)	66 (0.3%)
Buhl	55 (0.3%)	10 (0.3%)	65 (0.3%)

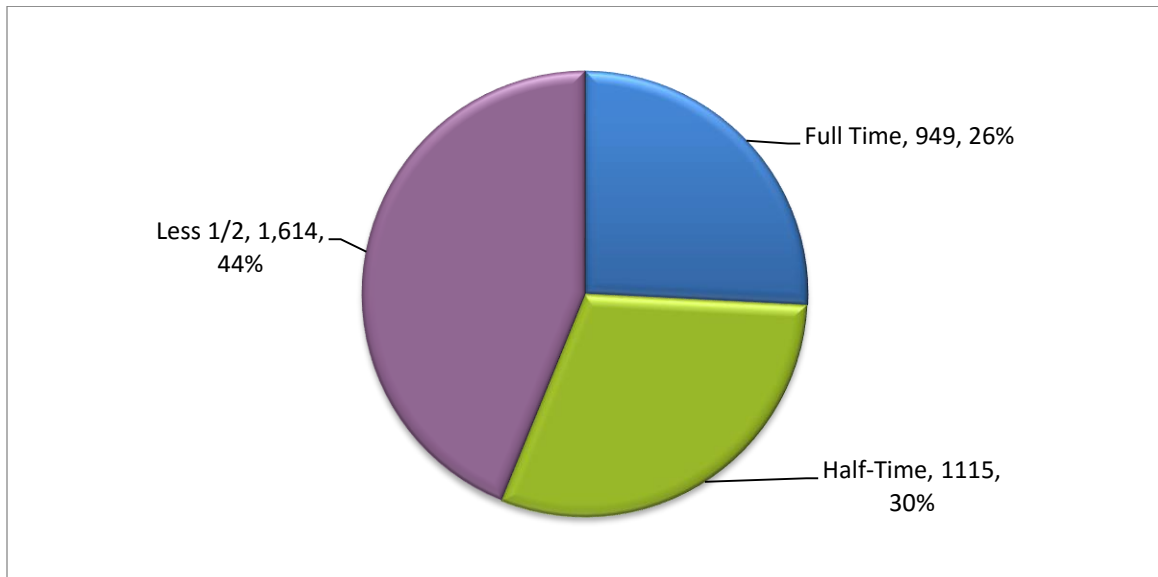
## Credit Load – Undergraduate



## Undergraduate Enrollment Status

Full Time: 12+  
3/4 Time: 9 to 11  
1/2 Time: 6 to 8  
< 1/2 Time: 5 or less  
No units into <1/2 time

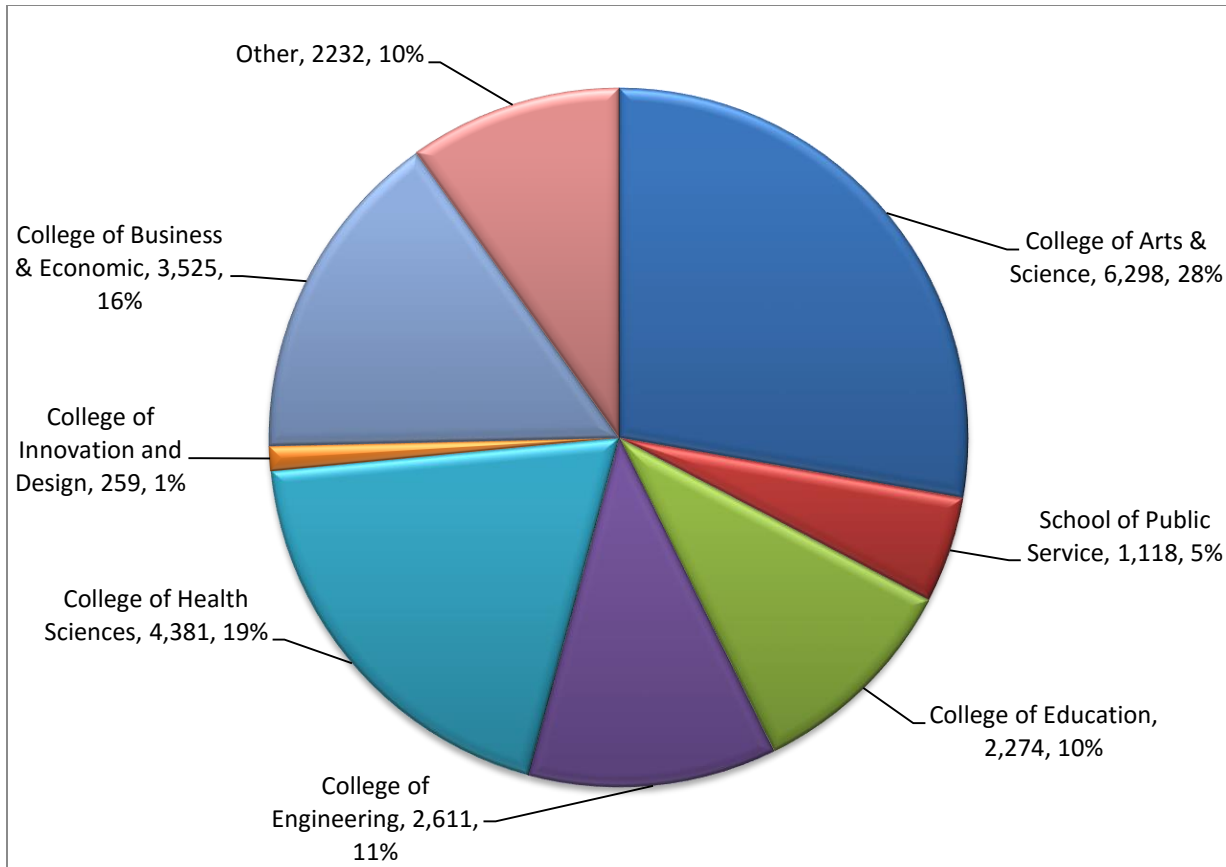
## Credit Load – Graduate



## Graduate Enrollment Status

Full Time: 9+  
1/2 Time: 5 to 8  
< 1/2 Time: 4 or less  
No units into <1/2 time

## Enrollment by College



## Headcount at Campus Location (duplicative)

LOCATION	NUMBER
Boise Campus (MAIN)	15,978
Electronic Campus (ELECCAMPUS)	7,576
Concurrent Enrollment at High Schools	1,238
Idaho Digital Learning Academy (ID DIGITAL)	345
Boise State Center at CWI (BOISE-CWI)	213
Gowen Field (GOWENF)	191
College of Southern Idaho (TWINFLSCSI)	135
Ada Professional-Tech Center (ADAPRFTCHC)	56
Boise Downtown (BODO)	47
Micron Technology (MICRON)	42
LCSC-Coeur d'Alene (LCSC CDA)	41
LCSC-Lewiston (LCSC LWSTN)	21
Mountain Home Air Force Base (MHAFB)	11
Other	41
<b>Grand Total</b>	<b>25,935</b>

## Credits Generated at Campus Location

LOCATION	CREDITS
Boise Campus (MAIN)	163,978
Electronic Campus (ELECCAMPUS)	36,402
Concurrent Credit at High Schools	3,919
College of Southern Idaho (TWINFLSCSI)	901
Idaho Digital Learning Academy (ID DIGITAL)	787
Gowen Field (GOWENF)	721
Boise State Center at CWI (BOISE-CWI)	606
LCSC-Coeur d'Alene (LCSC CDA)	389
LCSC-Lewiston (LCSC LWSTN)	257
ADA Professional-Tech Center (ADAPRFTCHC)	168
Micron Technology (MICRON)	142
Arranged (ARRD)	108
Boise Downtown (BODO)	50
Mountain Home Air Force Base (MHAFB)	36
Boise Public Library (BOIPUBLIB)	17
Other	191
<b>Grand Total</b>	<b>208,672</b>