

# Boise State University Census Day Enrollment Profile Fall 2016

## *Overall Enrollment*

### Total Enrollment

	Number
<b>Total Students</b>	23,886
<b>Total Credit Hours</b>	234,696
<b>Total FTE</b>	15,973

\*Full-Time Equivalent is calculated by dividing the total credit hours at the lower and upper division by fifteen (15), and at the graduate division by twelve (12).

### Career (varies from SBOE definition of these categories)

	Number	Percent
<b>Undergraduate</b>	20,209	84.6%
<b>Graduate</b>	3,677	15.4%

### Gender

	Number	Percent
<b>Female</b>	13,229	55.4%
<b>Male</b>	10,577	44.3%
<b>Undeclared</b>	80	0.3%

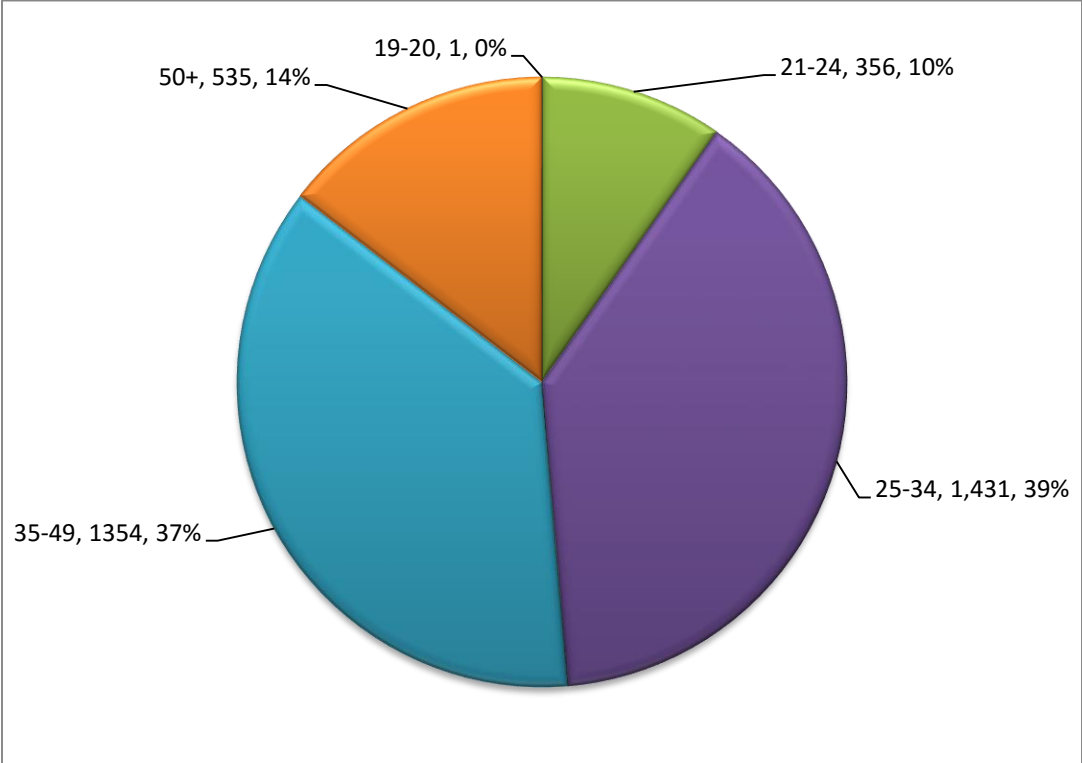
### Average Age

Group	Overall	Degree Seeking	Non-Degree Seeking
<b>Undergraduate</b>	22.8	24.2	17.3
<b>Graduate</b>	37.1	34.8	42.5
<b>Total Average Age</b>	25.0	25.7	22.6

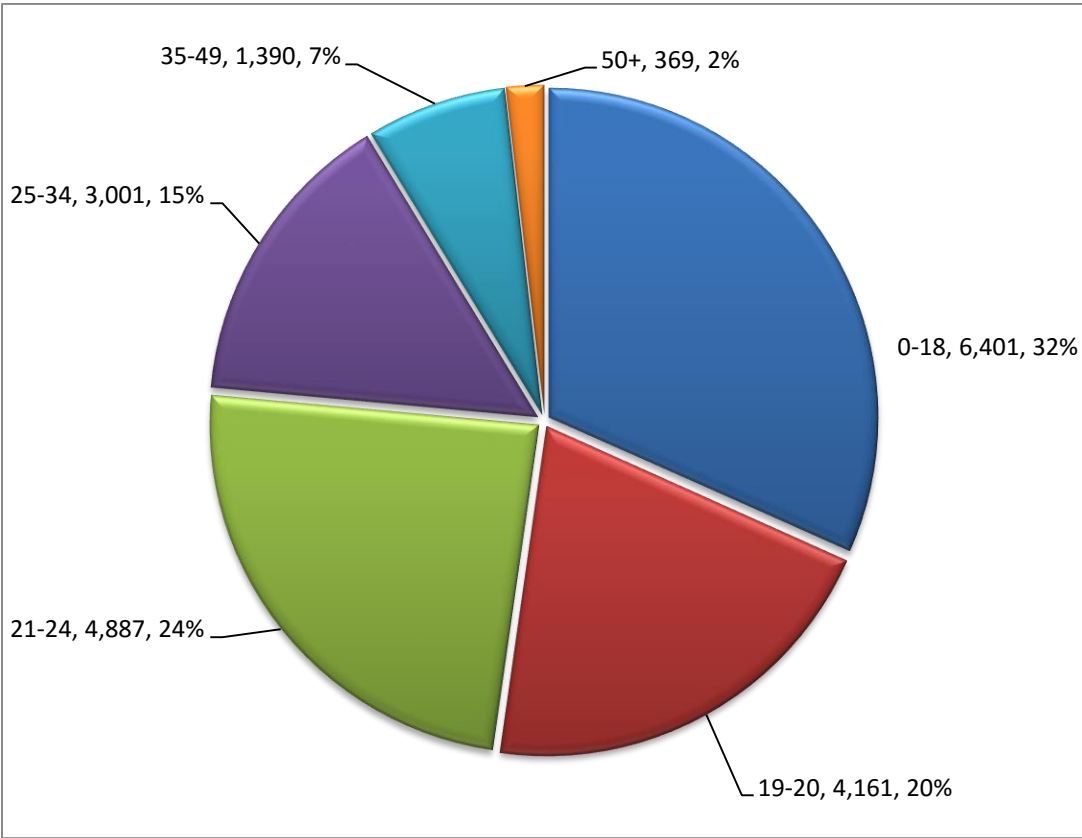
### Degree vs. Nondegree Seeking

	Number	Percent
<b>Undergraduate Degree Seeking</b>	16,053	67.2%
<b>Undergraduate Nondegree Seeking</b>	4,156	17.4%
<b>Graduate Degree Seeking</b>	2,579	10.8%
<b>Graduate Nondegree Seeking</b>	1,098	4.6%

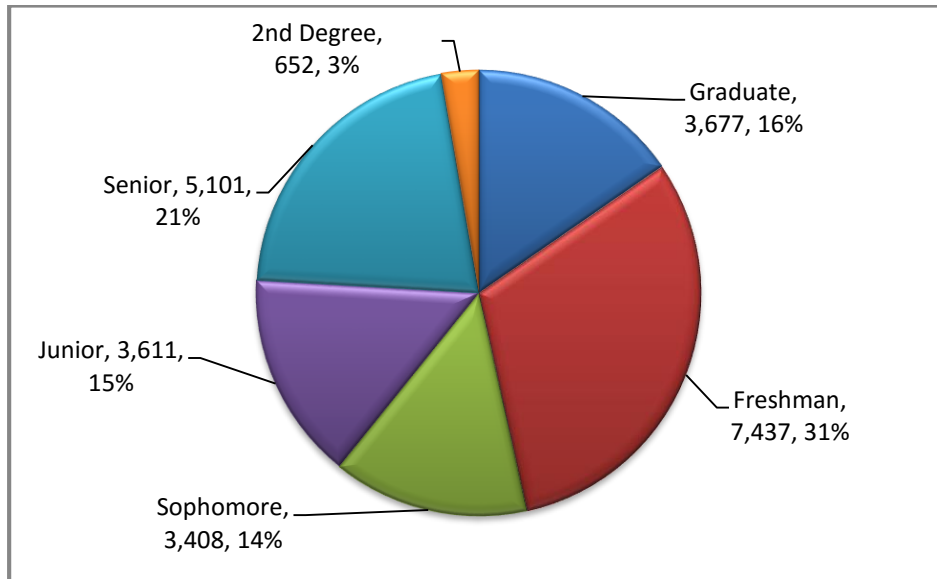
### Graduate Age Distribution



### Undergraduate Age Distribution



## Class Level



## Ethnicity

	Undergraduate	Graduate	Total
American Indian/Alaska Native	100 (0.5%)	17 (0.5%)	117 (0.5%)
Asian	439 (2.2%)	79 (2.1%)	518 (2.2%)
Black/African American	307 (1.5%)	55 (1.5%)	362 (1.5%)
Hispanic of any Race	2,445 (12.1%)	213 (5.8%)	2,658 (11.1%)
Native Hawaiian/Other Pacific Islander	78 (0.4%)	5 (0.1%)	83 (0.3%)
Nonresident Alien	645 (3.2%)	156 (4.2%)	801 (3.4%)
Race and Ethnicity Unknown	411 (2.0%)	198 (5.4%)	609 (2.5%)
Two or More Races	861 (4.3%)	35 (1.0%)	896 (3.8%)
White	14,923 (73.8%)	2,919 (79.4%)	17,842 (74.7%)
<b>Grand Total</b>	<b>20,209 (100.0%)</b>	<b>3,677 (100.0%)</b>	<b>23,886 (100.0%)</b>

## Citizenship

	Undergraduate		Graduate		Total	
	Number	Percentage	Number	Percentage	Number	Percentage
International	645	3.2%	156	4.2%	801	3.4%
Non-US Citizen/Perm Resident	345	1.7%	62	1.7%	407	1.7%
US Citizen	19,219	95.1%	3,459	94.1%	22,678	94.9%
<b>Grand Total</b>	<b>20,209</b>	<b>100%</b>	<b>3,677</b>	<b>100%</b>	<b>23,886</b>	<b>100%</b>

### Idaho Resident/Nonresident (based on official residency classification)

	Undergraduate	Graduate	Total
Non Resident	4,761 (23.6%)	1,075 (29.2%)	5,836 (24.4%)
Resident	15,448 (76.4%)	2,602 (70.8%)	18,050 (75.6%)
Grand Total	20,209 (100.0%)	3,677 (100.0%)	23,886 (100.0%)

### Top States (from original permanent address)

STATE	Undergraduate	Graduate	Total
Idaho	14,648 (72.5%)	2,479 (67.4%)	17,127 (71.7%)
California	2,052 (10.2%)	142 (3.9%)	2,194 (9.2%)
Washington	943 (4.7%)	132 (3.6%)	1,075 (4.5%)
Oregon	409 (2.0%)	92 (2.5%)	501 (2.1%)
Nevada	268 (1.3%)	29 (0.8%)	297 (1.2%)
Colorado	121 (0.6%)	31 (0.8%)	152 (0.6%)
Utah	99 (0.5%)	51 (1.4%)	150 (0.6%)
Montana	115 (0.6%)	27 (0.7%)	142 (0.6%)
Alaska	123 (0.6%)	12 (0.3%)	135 (0.6%)
Texas	91 (0.5%)	44 (1.2%)	135 (0.6%)
Arizona	93 (0.5%)	26 (0.7%)	119 (0.5%)
Virginia	42 (0.2%)	25 (0.7%)	67 (0.3%)
Hawaii	57 (0.3%)	7 (0.2%)	64 (0.3%)
Wyoming	52 (0.3%)	12 (0.3%)	64 (0.3%)
Florida	46 (0.2%)	16 (0.4%)	62 (0.3%)
Illinois	30 (0.1%)	31 (0.8%)	61 (0.3%)
Pennsylvania	28 (0.1%)	27 (0.7%)	55 (0.2%)
Michigan	25 (0.1%)	25 (0.7%)	50 (0.2%)
New York	25 (0.1%)	24 (0.7%)	49 (0.2%)
Ohio	24 (0.1%)	25 (0.7%)	49 (0.2%)
North Carolina	17 (0.1%)	31 (0.8%)	48 (0.2%)
Minnesota	25 (0.1%)	21 (0.6%)	46 (0.2%)
Georgia	22 (0.1%)	18 (0.5%)	40 (0.2%)
New Mexico	23 (0.1%)	9 (0.2%)	32 (0.1%)
Indiana	23 (0.1%)	8 (0.2%)	31 (0.1%)
Wisconsin	12 (0.1%)	18 (0.5%)	30 (0.1%)
Total States Represented	50		

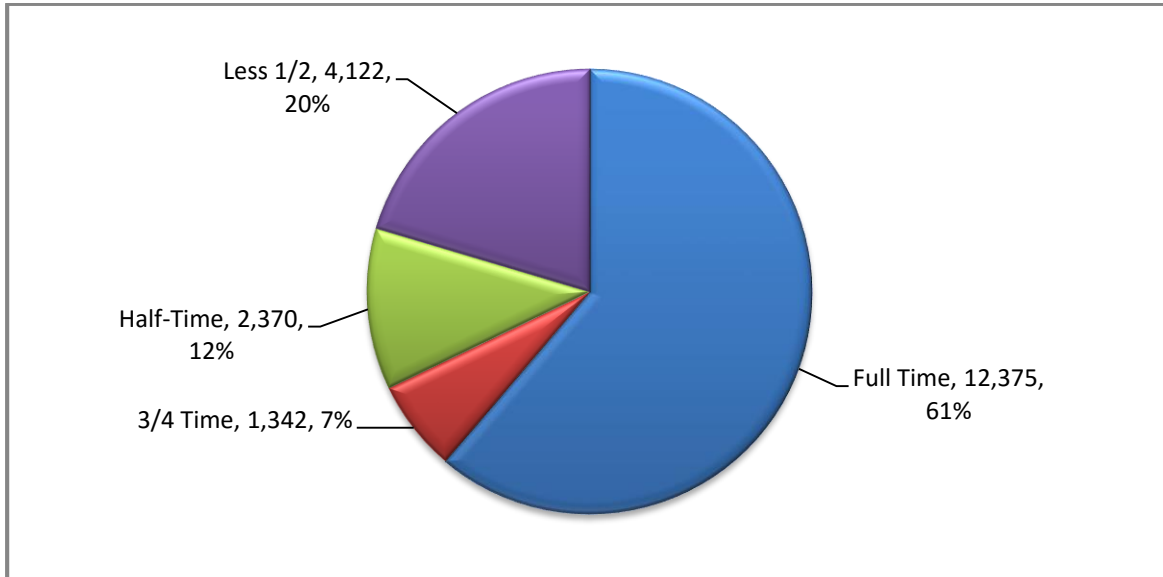
### Top Countries (from citizenship)

Country	Total	Percentage
United States	22,788	95.4%
Kuwait	239	1.0%
Saudi Arabia	191	0.8%
Mexico	104	0.4%
China	48	0.2%
Canada	44	0.2%
India	44	0.2%
Korea, Republic of	31	0.1%
Nepal	31	0.1%
Iraq	29	0.1%
Vietnam	23	0.1%
Bangladesh	19	0.1%
United Kingdom	18	0.1%

### Top Cities (from original permanent address)

	Undergraduate	Graduate	Total
Boise	5,202 (25.7%)	1,094 (29.8%)	6,296 (26.4%)
Meridian	2,403 (11.9%)	192 (5.2%)	2,595 (10.9%)
Nampa	1,471 (7.3%)	211 (5.7%)	1,682 (7.0%)
Eagle	897 (4.4%)	75 (2.0%)	972 (4.1%)
Caldwell	552 (2.7%)	72 (2.0%)	624 (2.6%)
Mountain Home	314 (1.5%)	50 (1.4%)	364 (1.5%)
Kuna	313 (1.5%)	35 (1.0%)	348 (1.5%)
Idaho Falls	277 (1.4%)	63 (1.7%)	340 (1.4%)
Twin Falls	248 (1.4%)	45 (1.2%)	304 (1.3%)
Emmett	218 (1.1%)	25 (0.7%)	243 (1.0%)
Star	216 (1.1%)	14 (0.4%)	230 (1.0%)
Coeur d Alene	167 (0.8%)	28 (0.8%)	195 (0.8%)
Middleton	130 (0.6%)	11 (0.3%)	141 (0.6%)
Parma	134 (0.7%)	6 (0.2%)	140 (0.6%)
Pocatello	92 (0.5%)	25 (0.7%)	117 (0.5%)
Hailey	79 (0.4%)	27 (0.7%)	106 (0.4%)
Weiser	99 (0.5%)	5 (0.1%)	104 (0.4%)
Las Vegas	88 (0.4%)	3 (0.1%)	91 (0.4%)
Vancouver	75 (0.4%)	10 (0.3%)	85 (0.4%)
Jerome	65 (0.3%)	19 (0.5%)	84 (0.4%)
Fruitland	70 (0.3%)	11 (0.3%)	81 (0.3%)
Burley	64 (0.3%)	13 (0.4%)	77 (0.3%)
Payette	57 (0.3%)	14 (0.4%)	71 (0.3%)
Spokane	57 (0.3%)	11 (0.3%)	68 (0.3%)

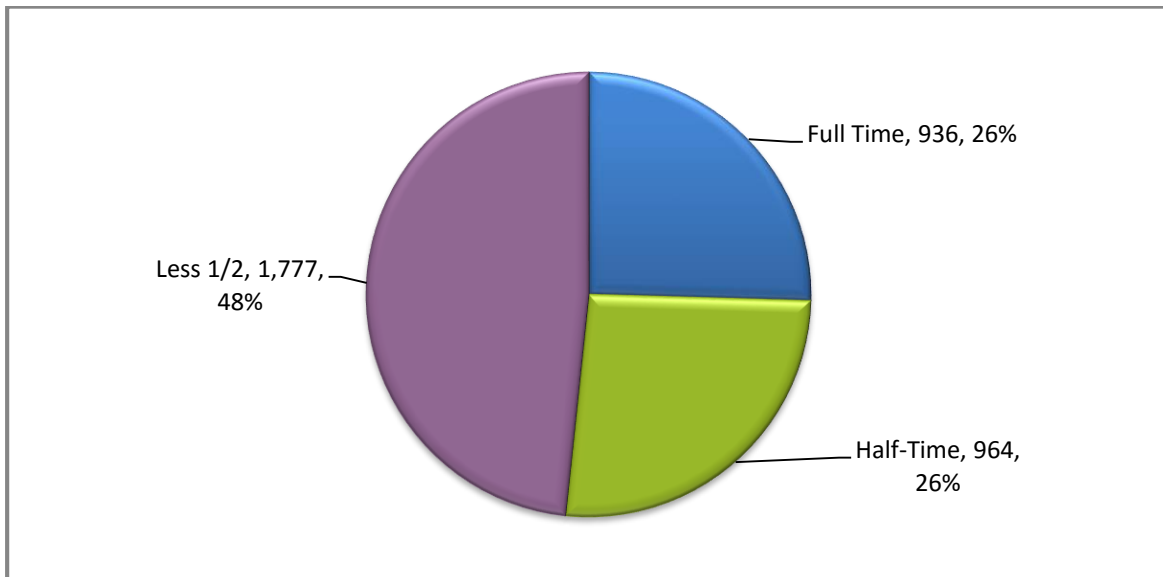
### Credit Load – Undergraduate



### Undergraduate Enrollment Status

Full Time: 12+  
3/4 Time: 9 to 11  
1/2 Time: 6 to 8  
< 1/2 Time: 5 or less  
No units into <1/2 time

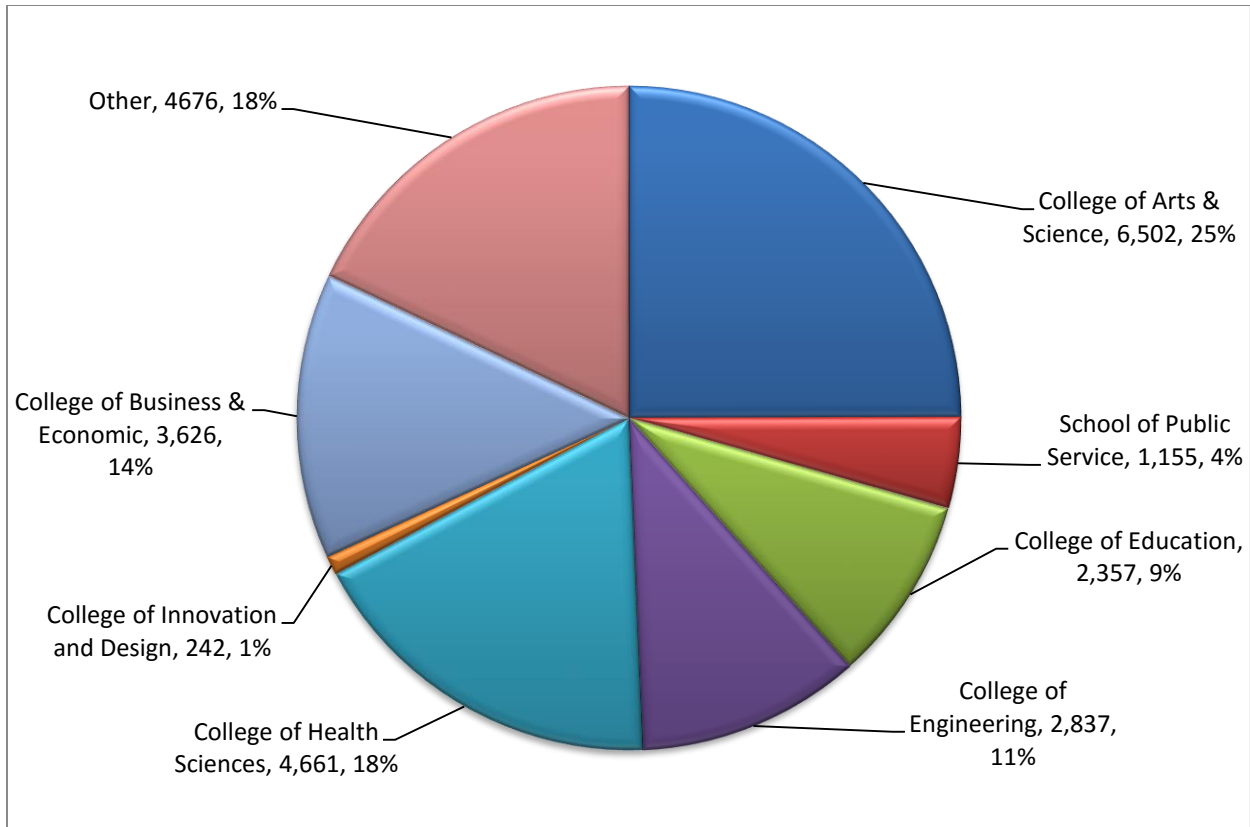
### Credit Load – Graduate



### Graduate Enrollment Status

Full Time: 9+  
1/2 Time: 5 to 8  
< 1/2 Time: 4 or less  
No units into <1/2 time

## Enrollment by College



## Headcount at Campus Location (duplicative)

LOCATION	NUMBER
Boise Campus (MAIN)	17,285
Electronic Campus (ELECCAMPUS)	7,126
Concurrent Enrollment at High Schools	3,839
Boise State Center at CWI (BOISE-CWI)	302
Idaho Digital Learning Academy (ID DIGITAL)	247
Gowen Field (GOWENF)	236
College of Southern Idaho (TWINFLSCSI)	128
Ada Professional-Tech Center (ADAPRFTCHC)	56
Meridian Center (MEDRID CTR)	45
Boise Downtown (BODO)	43
LCSC-Coeur d'Alene (LCSC CDA)	41
Micron Technology (MICRON)	37
LCSC-Lewiston (LCSC LWSTN)	21
Mountain Home Air Force Base (MHAFB)	12
Other	40
<b>Grand Total</b>	<b>29,458</b>

## Credits Generated at Campus Location

LOCATION	CREDITS
Boise Campus (MAIN)	180,282
Electronic Campus (ELECCAMPUS)	33,800
Concurrent Credit at High Schools	16,085
Gowen Field (GOWENF)	856
Boise State Center at CWI (BOISE-CWI)	855
College of Southern Idaho (TWINFLSCSI)	834
Idaho Digital Learning Academy (ID DIGITAL)	702
LCSC-Coeur d'Alene (LCSC CDA)	404
LCSC-Lewiston (LCSC LWSTN)	252
Ada Professional-Tech Center (ADAPRFTCHC)	168
Micron Technology (MICRON)	140
Meridian Center (MERID CTR)	135
Boise Downtown (BODO)	45
Mountain Home Air Force Base (MHAFB)	36
Other	100
<b>Grand Total</b>	<b>234,696</b>