

# Boise State University Census Day Enrollment Profile Fall 2014

## *Overall Enrollment*

### Total Enrollment

	Number
<b>Total Students</b>	22,259
<b>Total Credit Hours</b>	230,360
<b>Total FTE</b>	15,643

\*Full-Time Equivalent is calculated by dividing the total credit hours at the lower and upper division by fifteen (15), and at the graduate division by twelve (12).

### Career (varies from SBOE definition of these categories)

	Number	Percent
<b>Undergraduate</b>	19,351	86.9%
<b>Graduate</b>	2,908	13.1%

### Gender

	Number	Percent
<b>Female</b>	12,084	54.3%
<b>Male</b>	10,067	45.2%
<b>Undeclared</b>	108	0.5%

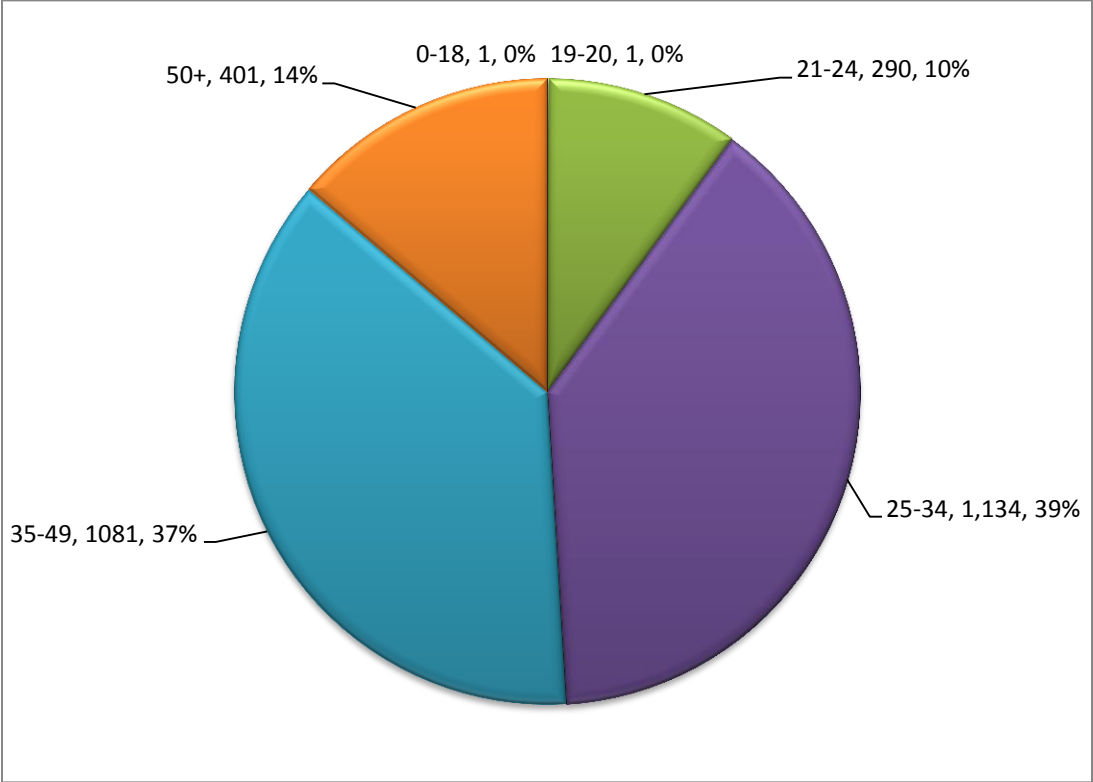
### Average Age

Group	Overall	Degree Seeking	Non-Degree Seeking
<b>Undergraduate</b>	23.7	24.9	17.5
<b>Graduate</b>	36.7	35.1	42.6
<b>Total Average Age</b>	25.4	26.1	21.6

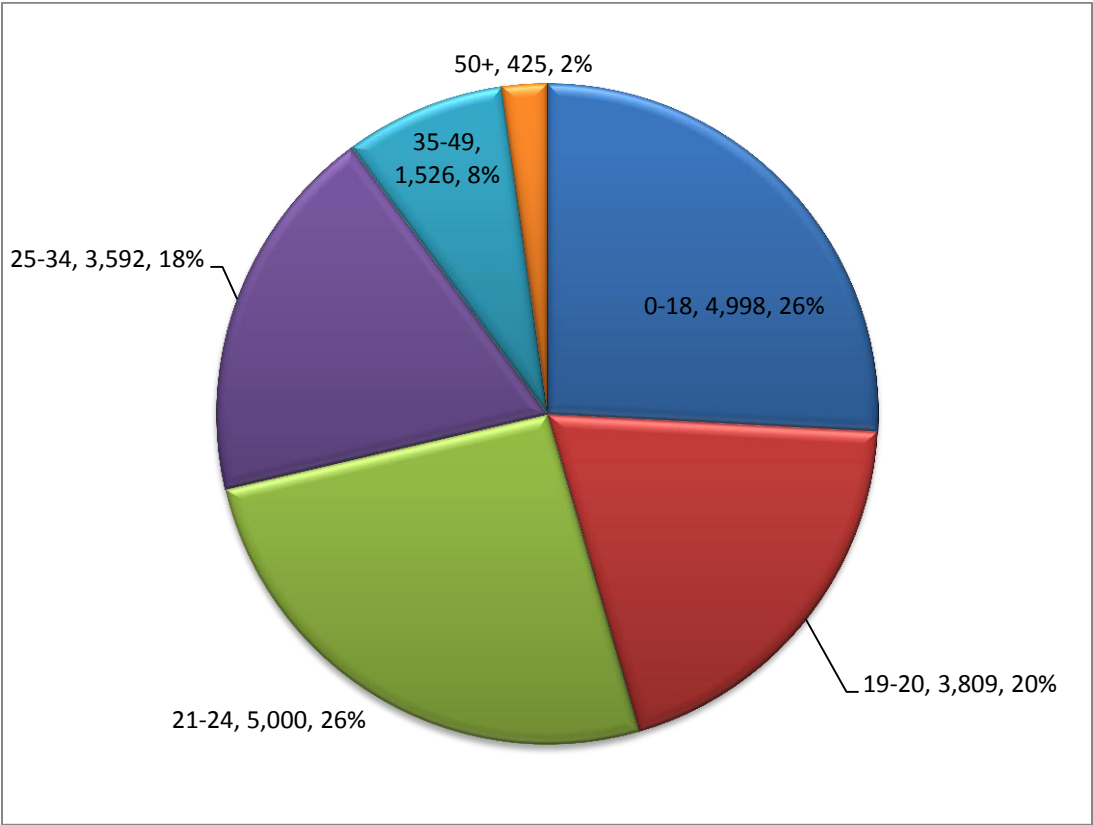
### Degree vs. Nondegree Seeking

	Number	Percent
<b>Undergraduate Degree Seeking</b>	16,209	72.8%
<b>Undergraduate Nondegree Seeking</b>	3,142	14.1%
<b>Graduate Degree Seeking</b>	2,298	10.3%
<b>Graduate Nondegree Seeking</b>	610	2.8%

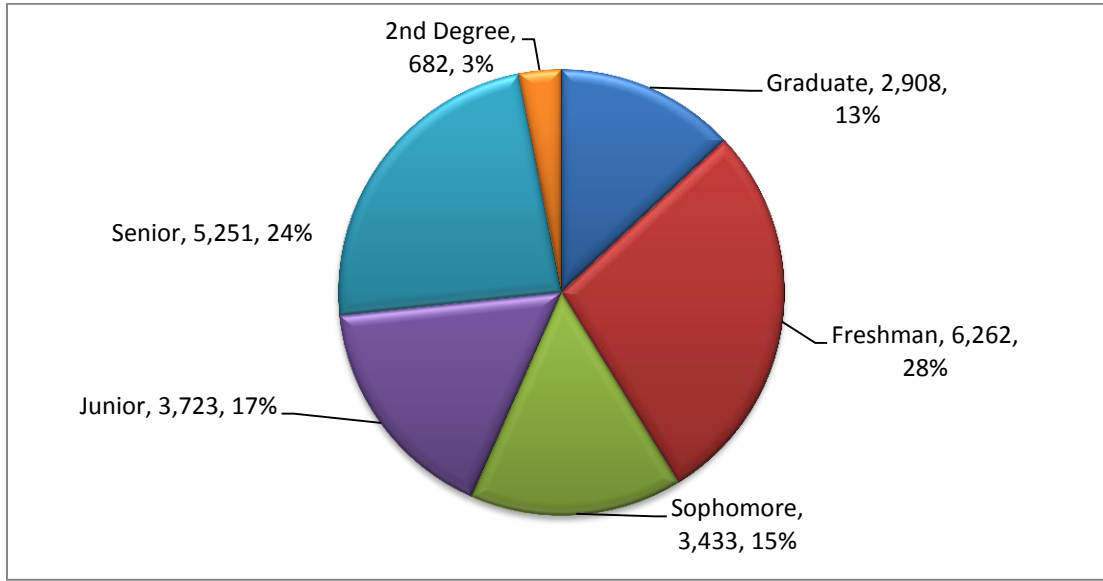
**Graduate Age Distribution**



**Undergraduate Age Distribution**



## Class Level



## Ethnicity

	Undergraduate	Graduate	Total
American Indian/Alaska Native	116 (0.6%)	16 (0.6%)	132 (0.6%)
Asian	477 (2.5%)	96 (3.3%)	573 (2.6%)
Black/African American	310 (1.6%)	54 (1.9%)	364 (1.6%)
Hispanic of any Race	2,031 (10.5%)	137 (4.7%)	2,168 (9.8%)
Native Hawaiian/Other Pacific Islander	67 (0.4%)	5 (0.2%)	72 (0.3%)
Race and Ethnicity Unknown	989 (5.1%)	225 (7.7%)	1,214 (5.5%)
Two or More Races	674 (3.4%)	26 (0.8%)	700 (3.1%)
White	14,687 (75.9%)	2,349 (80.8%)	17,036 (76.5%)
<b>Grand Total</b>	<b>19,351 (100.0%)</b>	<b>2,908 (100.0%)</b>	<b>22,259 (100.0%)</b>

\*Note: Students were resurveyed for ethnicity in August 2010.

## Citizenship

	Undergraduate		Graduate		Total	
	Number	Percentage	Number	Percentage	Number	Percentage
International	691	3.6%	125	4.3%	816	3.7%
Non-US Citizen/Perm Resident	357	1.9%	70	2.4%	427	1.9%
US Citizen	18,303	94.5%	2,713	93.3%	21,016	94.4%
<b>Grand Total</b>	<b>19,351</b>	<b>100%</b>	<b>2,908</b>	<b>100%</b>	<b>22,259</b>	<b>100%</b>

### Idaho Resident/Nonresident (based on official residency classification)

	Undergraduate	Graduate	Total
Non Resident	3,922 (20.3%)	937 (32.2%)	4,859 (21.8%)
Resident	15,429 (79.7%)	1,971 (67.8%)	17,400 (78.2%)
Grand Total	19,351 (100.0%)	2,908 (100.0%)	22,259 (100.0%)

### Top States (from original permanent address)

STATE	Undergraduate	Graduate	Total
Idaho	14,467 (74.8%)	1,901 (65.4%)	16,368 (73.5%)
California	1,582 (8.2%)	116 (4.0%)	1,698 (7.6%)
Washington	758 (3.9%)	87 (3.0%)	845 (3.8%)
Oregon	477 (2.5%)	63 (2.2%)	540 (2.4%)
Nevada	229 (1.2%)	26 (0.9%)	255 (1.1%)
Colorado	128 (0.7%)	35 (1.2%)	163 (0.7%)
Montana	119 (0.6%)	18 (0.6%)	137 (0.6%)
Utah	95 (0.5%)	38 (1.3%)	133 (0.6%)
Alaska	107 (0.6%)	12 (0.4%)	119 (0.5%)
Texas	87 (0.4%)	30 (1.0%)	117 (0.5%)
Arizona	69 (0.4%)	38 (1.3%)	107 (0.5%)
Florida	59 (0.3%)	14 (0.5%)	73 (0.3%)
Hawaii	63 (0.3%)	7 (0.2%)	70 (0.3%)
Illinois	37 (0.2%)	31 (1.1%)	68 (0.3%)
Pennsylvania	30 (0.2%)	36 (1.2%)	66 (0.3%)
Virginia	40 (0.2%)	19 (0.7%)	59 (0.3%)
Wyoming	43 (0.2%)	10 (0.3%)	53 (0.2%)
Ohio	28 (0.1%)	22 (0.8%)	50 (0.2%)
Michigan	26 (0.1%)	22 (0.8%)	48 (0.2%)
North Carolina	18 (0.1%)	25 (0.9%)	43 (0.2%)
New York	31 (0.2%)	11 (0.4%)	42 (0.2%)
Georgia	19 (0.1%)	22 (0.8%)	41 (0.2%)
Wisconsin	21 (0.1%)	18 (0.6%)	39 (0.2%)
Minnesota	21 (0.1%)	16 (0.6%)	37 (0.2%)
New Mexico	26 (0.1%)	5 (0.2%)	31 (0.1%)
Maryland	18 (0.1%)	11 (0.4%)	29 (0.1%)
Total States Represented	50		

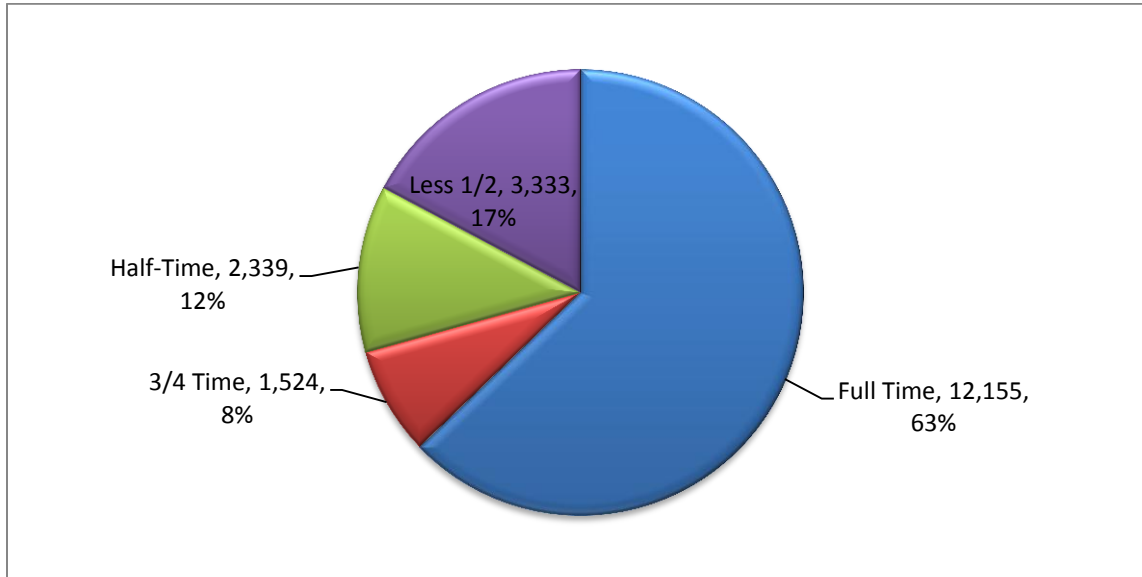
### Top Countries (from citizenship)

Country	Total	Percentage
United States	21,005	94.4%
Saudi Arabia	286	1.3%
Kuwait	205	0.9%
Mexico	64	0.3%
Canada	45	0.2%
Korea, Republic of	38	0.2%
China	36	0.2%
India	32	0.1%
Nepal	25	0.1%
Brazil	23	0.1%
Iraq	19	0.1%
Japan	18	0.1%
United Kingdom	16	0.1%

### Top Cities (from original permanent address)

	Undergraduate	Graduate	Total
Boise	5,625 (29.1%)	882 (30.3%)	6,507 (29.2%)
Meridian	1,995 (10.3%)	164 (5.6%)	2,159 (9.7%)
Nampa	1,412 (7.3%)	121 (4.2%)	1,533 (6.9%)
Eagle	763 (3.9%)	47 (1.6%)	810 (3.6%)
Caldwell	545 (2.8%)	54 (1.9%)	599 (2.7%)
Mountain Home	424 (2.2%)	13 (0.4%)	437 (2.0%)
Kuna	339 (1.8%)	22 (0.8%)	361 (1.6%)
Idaho Falls	268 (1.4%)	56 (1.9%)	324 (1.5%)
Twin Falls	243 (1.3%)	57 (2.0%)	300 (1.3%)
Emmett	199 (1.0%)	22 (0.8%)	221 (1.0%)
Star	166 (0.9%)	12 (0.4%)	178 (0.8%)
Coeur d Alene	125 (0.6%)	21 (0.7%)	146 (0.7%)
Jerome	128 (0.7%)	13 (0.4%)	141 (0.6%)
Middleton	115 (0.6%)	9 (0.3%)	124 (0.6%)
Pocatello	98 (0.5%)	18 (0.6%)	116 (0.5%)
Hailey	100 (0.5%)	14 (0.5%)	114 (0.5%)
Weiser	108 (0.6%)	5 (0.2%)	113 (0.5%)
Fruitland	88 (0.5%)	13 (0.4%)	101 (0.5%)
Parma	82 (0.4%)	7 (0.2%)	89 (0.4%)
Lewiston	45 (0.2%)	36 (1.2%)	81 (0.4%)
Ontario	76 (0.4%)	4 (0.1%)	80 (0.4%)
Burley	70 (0.4%)	9 (0.3%)	79 (0.4%)
Las Vegas	69 (0.4%)	8 (0.3%)	77 (0.3%)
Mccall	60 (0.3%)	8 (0.3%)	68 (0.3%)

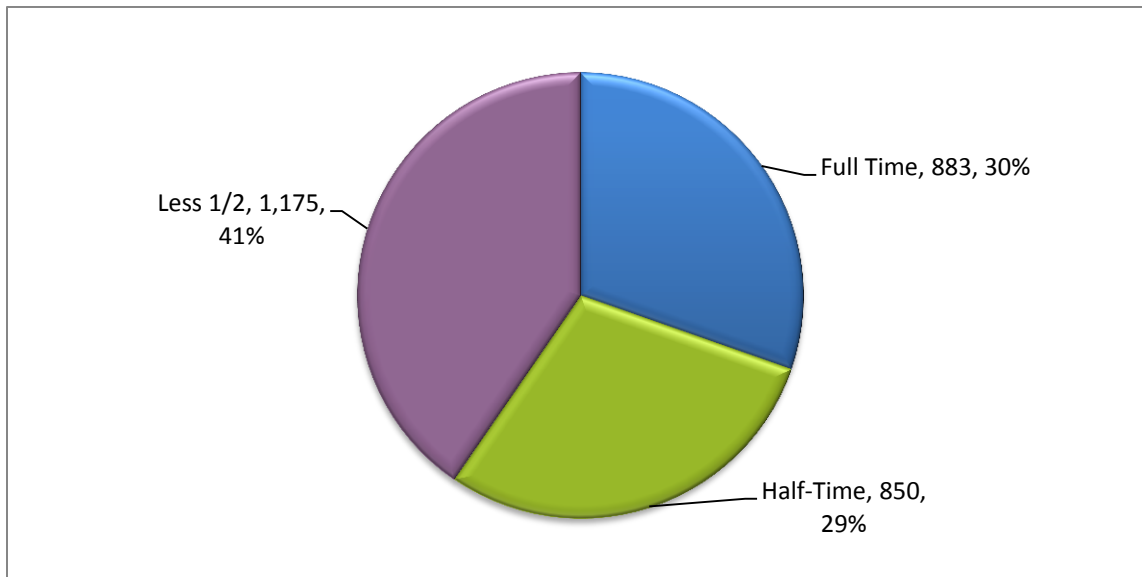
### Credit Load – Undergraduate



### Undergraduate Enrollment Status

Full Time: 12+  
3/4 Time: 9 to 11  
1/2 Time: 6 to 8  
< 1/2 Time: 5 or less  
No units into <1/2 time

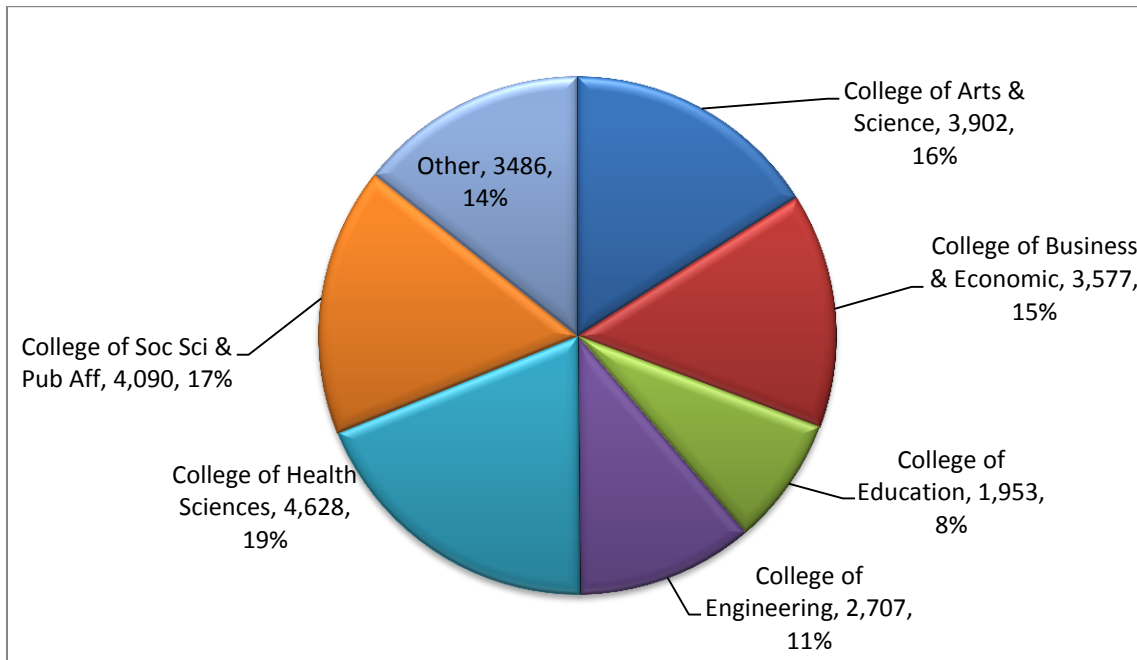
### Credit Load – Graduate



### Graduate Enrollment Status

Full Time: 9+  
1/2 Time: 5 to 8  
< 1/2 Time: 4 or less  
No units into <1/2 time

## Enrollment by College



## Headcount at Campus Location (duplicative)

LOCATION	NUMBER
Boise Campus (MAIN)	16,620
Electronic Campus (ELECCAMPUS)	6,334
Gowen Field (GOWENF)	420
Boise State Center at CWI (BOISE-CWI)	359
College of Southern Idaho (TWINFLSCSI)	139
Boise Downtown (BODO)	106
Micron Technology (MICRON)	65
LCSC-Coeur d'Alene (LCSC CDA)	48
Mountain Home High School (MTNHOME_HS)	45
Mountain Home Air Force Base (MHAFB)	38
LCSC-Lewiston (LCSC LWSTN)	32
Boise City Hall (BOICITYHLL)	10
Other	95
<b>Grand Total</b>	<b>24,311</b>

## Credits Generated at Campus Location

LOCATION	CREDITS
Boise Campus (MAIN)	183,557
Electronic Campus (ELECCAMPUS)	29,031
Gowen Field (GOWENF)	1,498
Boise State Center at CWI (BOISE-CWI)	1,353
College of Southern Idaho (TWINFLSCSI)	1,035
LCSC-Coeur d'Alene (LCSC CDA)	408
LCSC-Lewiston (LCSC LWSTN)	357
Micron Technology (MICRON)	261
Schools (SCHOOLS)	261
Mountain Home Air Force Base (MHAFB)	139
Boise Downtown (BODO)	163
Ada Professional-Tech Center (ADAPRFTCHC)	60
Boise City Hall (BOICITYHLL)	14
Other	12,223
<b>Grand Total</b>	<b>230,360</b>